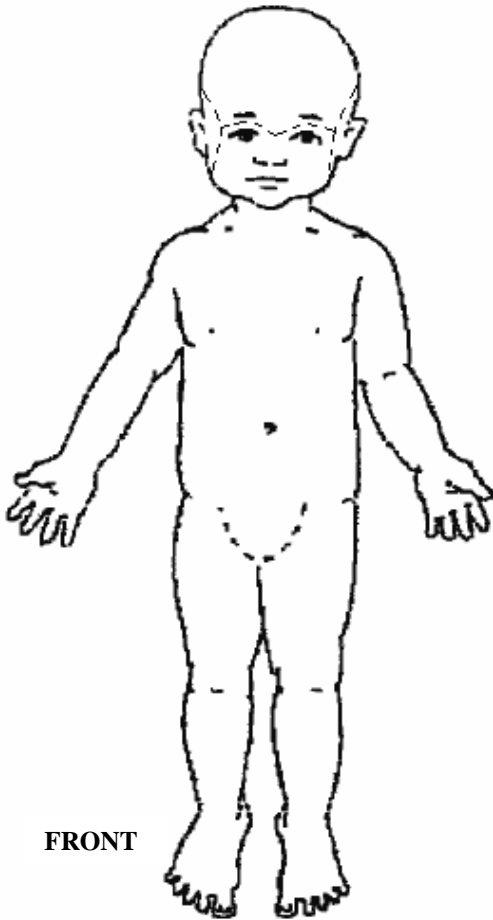



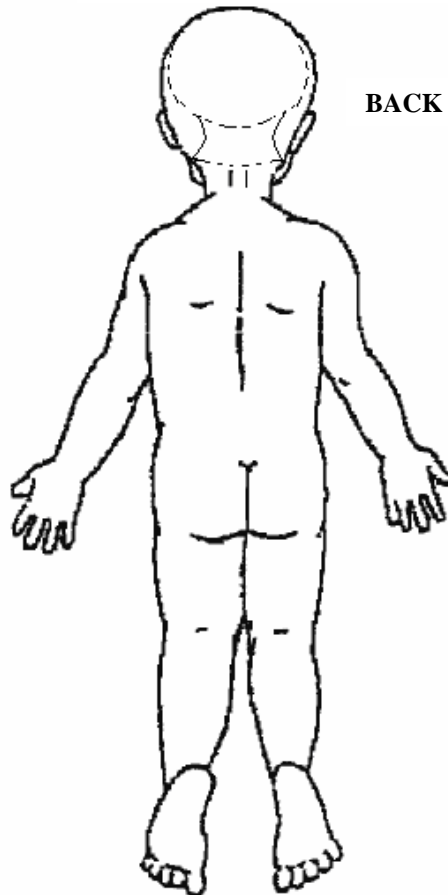
State of Illinois
Department of Children and Family Services
SUSPECTED ABUSE INJURY NOTESHEET



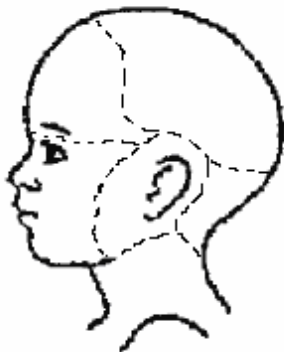
FRONT



RIGHT



BACK



LEFT

SCR. No. _____

Child's Name _____

Investigator _____

Date _____

Using the table below, indicate and describe on the figure(s) the type, location and size of all marks and injuries.

- Abrasion – Scrape on skin
- Burn – Heat, electric, chemical
- Blister – Thin rounded swelling of the skin that contains fluid
- Bruise* Skin not broken (describe)
 - Swelling
 - Redness
 - Blue/purple
 - Green
 - Yellow

Petechiae – Tiny, purple or red spots under the skin

Rash – Skin eruption with little or no elevation

Scar – Mark left after healing

Welt – Elevation on unbroken skin produced by whip, lash or blow

(One inch)
(_____)

*Because the coloring of a bruise is dependent upon the depth, size, thickness, skin coloring and amount of blood at the site of the injury, aging of bruises is highly inaccurate. However, redness and swellings are signs of newer bruising; while yellow is the color commonly accepted as the shade of a bruise before it disappears.

I witnessed the observation of

Location: _____

Time: _____

I have reviewed the drawings and they fairly represent the appearance of the child's injuries at this time.

Name: _____

Signature: _____

Date: _____

The patient's hand (palm plus digits) represents approximately 1% of the body surface area.