

SERVICE PROVIDER IDENTIFICATION AND EXPLORATION RESOURCE (SPIDER)

BROUGHT TO YOU BY THE ILLINOIS DEPARTMENT OF CHILDREN AND FAMILY SERVICES (IDCFS),
NORTHWESTERN UNIVERSITY'S FEINBERG SCHOOL OF MEDICINE'S MENTAL HEALTH SERVICES & POLICY PROGRAM (MHSP),
AND THE ILLINOIS DEPARTMENT OF INNOVATION & TECHNOLOGY (DOIT)



Illinois Department of
DCFS
Children & Family Services



NORTHWESTERN UNIVERSITY
FEINBERG
SCHOOL OF MEDICINE



DOIT
Illinois Department of
Innovation & Technology

WHAT IS SPIDER?



- 100% free, public resource database used to locate, provide information on, and make referrals to social service agencies, programs and services throughout Illinois.
- Launched in 2018, SPIDER offers a unique user experience for today's demanding professionals and public users alike.

HOW CAN SPIDER HELP YOU?

- Over 1,750 Agencies, 4,500 Programs and 23,000 Services are housed in SPIDER.
- Open, publicly accessible database.
- Comprehensive, detailed referral information.
- Modern, user friendly features allow for a wide range of options to explore services in any area of interest in Illinois with ease of use on laptops, mobile devices and desktops.

PRESENTATION AGENDA

- Background of SPIDER
- Key Features of SPIDER
- How to Access SPIDER
- Different Search Options Offered
- Reports from each search option
- Live walkthrough and practice searches

SPIDER BACKGROUND

- Began in 2002 as a way to deter juvenile offenders from the criminal justice system and into helpful programs and services in the Cook County area.
- Launched for statewide use by caseworkers in 2008.
- Redesigned, modernized and launched for public usage in 2018.

WHO CAN USE THIS RESOURCE?

- SPIDER is 100% publicly accessible with no usernames or passwords required.
- 100% free to use.
- Healthcare professionals including doctors, counselors, case workers and now the general public use this database.
- Be encouraged to share this resource with your coworkers or even your clients!

KEY FEATURES OF SPIDER

- Comprehensive resources throughout Illinois.
- Wide variety of search options to tailor a search for an individual's, family's or even an entire community's specific needs.
- Detailed, important referral information including:
 - contact information
 - an appropriate contact person
 - intake processes and documents required for intake
 - Evidence Based Practices
 - services offered and much more.
- All Agencies and Programs are geo-coded and search results are shown on SPIDER's interactive map.

GETTING STARTED IN SPIDER

Simply follow
SPIDER.DCFS.Illinois.gov on any
device to be taken to the home page.



The screenshot shows the SPIDER.DCFS.Illinois.gov website interface. At the top, there is a navigation bar with "Home", "Help", "About", and "Log off" links. Below the navigation bar, there is a search section with a text input field for "Search from location or zip code:", a "Locate address" button, and a "Get my location" button. A "Maximum Distance:" dropdown menu is set to "5". A red asterisked note states: "* Distances can only be calculated if you share your physical location or enter an address in the search from location. For performance reasons, only the first 500 records are displayed." Below the search section, there are three tabs: "General", "Agency", and "Keyword". Under the "General" tab, there are several filter options: "Program Type:" (All), "Service Type:" (All), "Payment Type:" (All), "Language:" (English), "Target Population:" (All), "Age Range (e.g. 12 or 13-18):" (empty field), "Services Offered in Home?" (checkbox), and "Accepts DCFS Youth in Care?" (checked checkbox). There are "Search" and "Clear Search" buttons at the bottom of the filter section. On the right side of the page, there is a map of Illinois with major cities and highways labeled. The map is titled "Map" and "Satellite". At the bottom of the page, there is a copyright notice: "Copyright © 2017 Department of Children and Family Services Illinois".

STARTING YOUR SEARCH FROM A LOCATION

- Enter your desired location in the top text box.

TIP: If you are not using a zip code or address, put “IL” at the end of your area of interest.

- Click the “Get My Location” button and SPIDER will automatically locate you!
- After clicking either button, a miniature avatar will appear on the map in the area you entered.

CAUTION: DO NOT PRESS THE ENTER KEY ON YOUR KEYBOARD.

SPIDER Home Help About Log off

Search from location or zip code: Chicago IL **Locate address** **Get my location**

Maximum Distance: 5

* Distances can only be calculated if you share your physical location or enter an address in the search from location. For performance reasons, only the first 500 records are displayed.

General Agency Keyword

Program Type: All

Service Type: All

Payment Type: All

Language: English

Target Population: All

Age Range (e.g. 12 or 13-18):

Services Offered in Home?

Accepts DCFS Youth in Care?

Search Clear Search

Map Satellite

Chicago

Copyright © 2017 Department of Children and Family Services Illinois

IMPORTANT SEARCH REMINDERS

- Located your Area of Interest or Current Location, then tailor your search by Program Types, Service Types, Payment Options, and more, but no Search Criteria is mandatory.
- Leaving the Search Criteria blank is called a general program search, meaning all of the programs within your Area of Interest or Current Location will populate in the search results.
- A general program search may be useful when:
 - You are working with a client living in a community you are unfamiliar with or will be moving to a new area.
 - Or as you are close out services with a client and want to leave them with a list of local resources.

SEARCH CRITERIA:
PROGRAM TYPES

Using the “General” Tab, users utilize the different search criteria to find the appropriate programs and services.

The first drop-down box includes:

- **Mental Health Treatment**
- **Substance Use Treatment**
- **Domestic Violence**
- **Parenting**
- **Early Childhood**
- **Non-Clinical**
- **Health Clinics**

The screenshot displays the SPIDER search interface. At the top, there is a navigation bar with 'Home', 'Help', and 'About' links, and a 'Log off' button. Below the navigation bar, the word 'displayed.' is shown in red. The main search area is divided into three tabs: 'General', 'Agency', and 'Keyword'. The 'General' tab is active, showing several search criteria:

- Program Type:** A dropdown menu is open, showing options: 'All', 'Mental Health Treatment', 'Substance Use Treatment', 'Domestic Violence', 'Parenting', 'Early Childhood', 'Non-Clinical Program', and 'Health Clinics'.
- Service Type:** A dropdown menu with 'All' selected.
- Payment Type:** A dropdown menu with 'All' selected.
- Language:** A dropdown menu with 'English' selected.
- Target Population:** A dropdown menu with 'All' selected.
- Age Range (e.g. 12 or 13-18):** An empty text input field.
- Services Offered in Home?:** A checkbox that is currently unchecked.
- Accepts DCFS Youth in Care?:** A checkbox that is currently checked.

At the bottom of the search criteria section, there are 'Search' and 'Clear Search' buttons. To the right of the search criteria is a map of Chicago, showing various neighborhoods and landmarks. The map is titled 'Map' and 'Satellite'. The bottom of the page features a copyright notice: 'Copyright © 2017 Department of Children and Family Services Illinois'.

PROGRAM TYPES DEFINED

- **Mental Health:** Programs that offer clinical services such as counseling or therapy.
- **Substance Use:** Programs that focus on substance use treatment. If you cannot find an appropriate service in SPIDER, please visit the SAMHSA Treatment Locator website listed in the SPIDER Help Tab.
- **Early Childhood:** Programs that focus on early childhood development for children ages 0-5.
- **Domestic Violence:** Programs that offer a range of services for victims and perpetrators.
- **Parenting:** Programs that support parents and help develop parenting skills
- **Non-Clinical:** Programs without a clinical focus such as after-school programs, utility assistance, job training, mentoring, etc.
- **Health Clinics:** Programs that offer physical health care such as medical treatment and dental services.

SEARCH CRITERIA: SERVICE TYPES

In the **Service Type** drop-down box, you will find a wide array of services that can be utilized to fit your needs.

Other **Service Types** include:

- Emergency Services
- Financial Help
- General Support Services
- Health
- Housing
- Legal
- Parenting
- Psychiatry

The screenshot displays the SPIDER search interface. At the top, there is a navigation bar with 'Home', 'Help', and 'About' links, and a 'Log off' button. Below the navigation bar, the word 'displayed.' is visible. The main search area includes a 'General' tab, an 'Agency' dropdown, and a 'Keyword' input field. The 'Program Type' dropdown is set to 'All'. The 'Service Type' dropdown is open, showing a list of service categories such as 'Assessments and Testing - Developmental Assessment', 'Counseling/Therapy - Anger Management', and 'Education - Educational Testing'. The 'Payment Type', 'Language', 'Target Population', 'Age Range (e.g. 12 or 13-18)', 'Services Offered in Home?', and 'Accepts DCFS Youth in Care?' fields are also present. On the right side, there is a map of Chicago with various landmarks and neighborhoods labeled. The bottom of the page features a copyright notice: 'Copyright © 2017 Department of Children and Family Services Illinois'.

SERVICE TYPE EXAMPLES

- Advocacy
- Family Counseling
- Housing Search Assistance
- Crisis Intervention
- Case Management
- Drug Testing
- Homeless Shelter
- Respite
- Daycare
- Domestic Violence Shelter
- Basic Medical Care
- Medication Management
- Mentoring
- GED Assistance
- Job Training
- Psychological Assessments
- Psychosocial Assessments
- Recreational Activities
- Parenting Skills
- Tutoring

SEARCH CRITERIA: PAYMENT OPTIONS

SPIDER allows the user to select different payment options for their client

Currently, you are able to choose from:

- Medicaid
- Medicaid HMO
- Medicare
- AllKids
- DCFS Payment
- Private Insurance
- Sliding Scale
- Free
- Other

The screenshot displays the SPIDER web application interface. At the top, there is a navigation bar with the SPIDER logo, 'Home', 'Help', 'About', and 'Log off' links. Below the navigation bar, a red text label 'displayed.' is visible. The main content area is divided into two sections: a search criteria form on the left and a map of Chicago on the right.

The search criteria form includes the following fields and options:

- General** (selected tab), **Agency**, **Keyword**
- Program Type:** All (dropdown menu)
- Service Type:** All (dropdown menu)
- Payment Type:** All (dropdown menu, currently open showing options: Medicaid, Medicaid HMO, Medicare, AllKids (formerly KidCare), DCFS Payment, Private Insurance, Free, Sliding Scale, Other)
- Language:** (empty dropdown menu)
- Target Population:** (empty dropdown menu)
- Age Range (e.g. 12 or 13-18):** (empty text input field)
- Services Offered in Home?:**
- Accepts DCFS Youth in Care?:**
- Search** and **Clear Search** buttons

The map on the right shows a street view of Chicago with various landmarks and parks labeled, including Montrose Beach, Wrigley Field, Peggy Notebaert Nature Museum, Chicago History Museum, Garfield Park Conservatory, Millennium Park, Navy Pier, Shedd Aquarium, and Burnham Park. The map is titled 'Map' and 'Satellite'.

At the bottom of the interface, there is a copyright notice: Copyright © 2017 Department of Children and Family Services Illinois.

SEARCH CRITERIA: LANGUAGES

If services are needed in a different language, select the preferred language in the drop-down box.

Currently available in SPIDER are:

- English
- Spanish
- Polish
- Other

The screenshot displays the SPIDER search interface. At the top, there is a navigation bar with 'Home', 'Help', and 'About' links, and a 'Log off' button on the right. Below the navigation bar, the word 'displayed.' is shown in red. The main content area is divided into two sections: search filters on the left and a map on the right.

Search Filters:

- General:** Agency, Keyword
- Program Type:** All (dropdown)
- Service Type:** All (dropdown)
- Payment Type:** All (dropdown)
- Language:** English (selected), Spanish, Polish, Other (dropdown)
- Target Population:** (empty text box)
- Age Range (e.g. 12 or 13-18):** (empty text box)
- Services Offered in Home?:**
- Accepts DCFS Youth in Care?:**

Buttons for 'Search' and 'Clear Search' are located at the bottom of the filter section.

Map: A map of Chicago is displayed on the right side. The map shows various neighborhoods and landmarks, including Wrigley Field, Peggy Notebaert Nature Museum, Chicago History Museum, Garfield Park Conservatory, Millennium Park, Navy Pier, Shedd Aquarium, and Burnham Park. The map is titled 'Map' and 'Satellite'.

At the bottom of the page, there is a copyright notice: 'Copyright © 2017 Department of Children and Family Services Illinois'.

SEARCH CRITERIA: TARGET POPULATIONS

If you need programs that are specifically designed for a certain population, use the Target Populations search parameter.

This feature is helpful if your client is a part of a disadvantaged or marginalized population.

Most Used Target Populations include:

- **LGBTQ**
- **Homeless**
- **Early Childhood**
- **Foster Care**

The majority of programs in SPIDER are labeled as being for the “General” populations.

If you are having trouble finding services, keep your search parameters the same but change the Target Population to “All” or “General”.

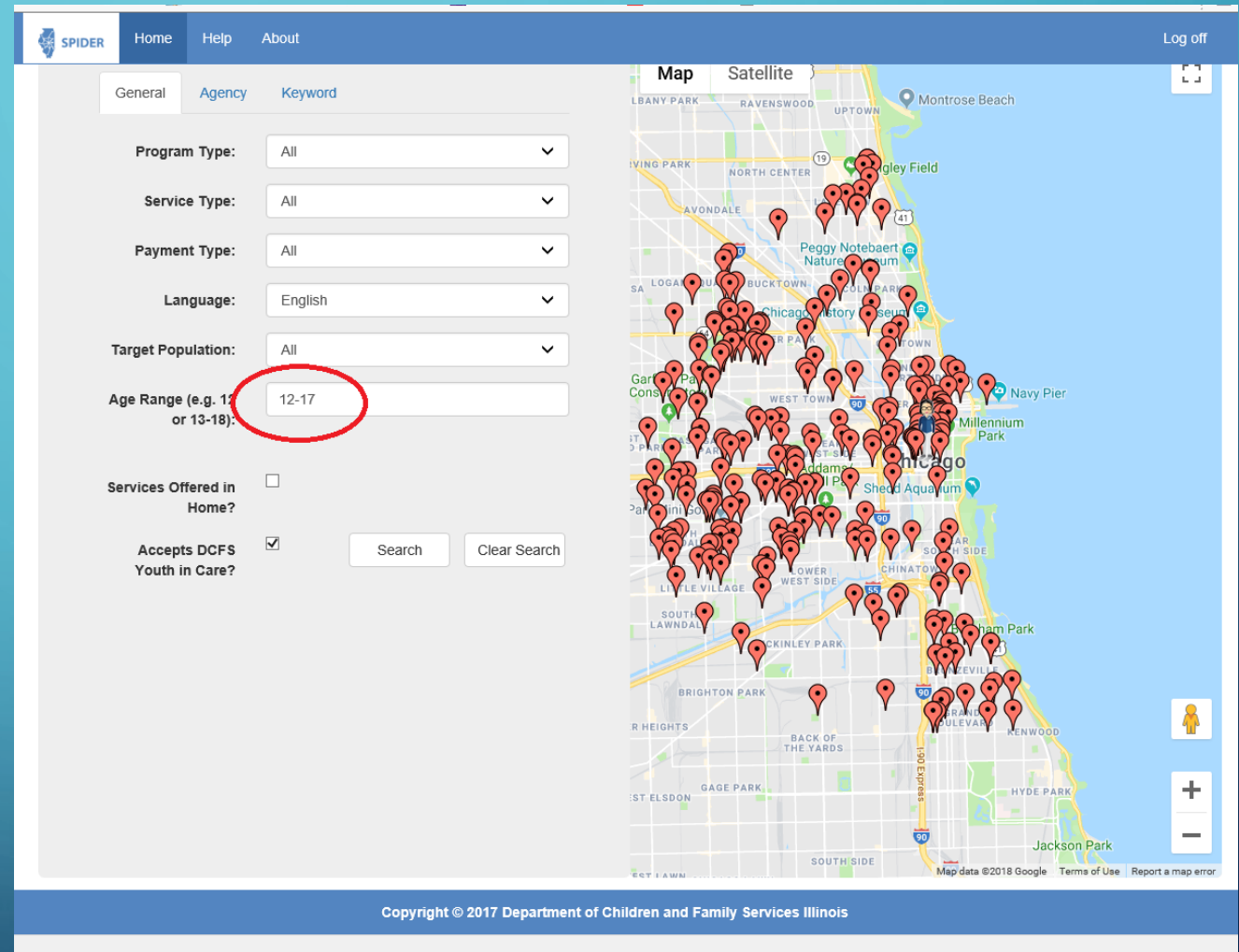
The screenshot displays the SPIDER search interface. At the top, there is a navigation bar with 'Home', 'Help', and 'About' links, and a 'Log off' button. Below the navigation bar, there are three tabs: 'General', 'Agency', and 'Keyword'. The 'General' tab is active, showing search criteria for 'Program Type', 'Service Type', 'Payment Type', and 'Language', all set to 'All'. The 'Target Population' dropdown menu is open, showing a list of options including 'All', 'Caregivers', 'Developmentally Disabled', 'Early Childhood', 'Ex-Offender Re-entry', 'Foster Care', 'General', 'Homeless', 'Individuals with HIV/AIDS', 'Juvenile Offenders', 'LGBTQ', 'Military/Military Families', 'Other', 'Physically Challenged/Medically Complex', 'Senior Citizens', 'Sex Offenders', 'Teen Parents', 'Trauma Survivors', 'Victims of Human Trafficking', and 'Visual/Hearing Impaired'. The 'Age Range (e.g. 12 or 13-18):' and 'Services Offered in Home?' fields are empty. The 'Accepts DCFS Youth in Care?' field is also empty. To the right of the search criteria is a map of Chicago, showing various neighborhoods and landmarks. The map is titled 'Map' and 'Satellite'. The map shows the city of Chicago with various neighborhoods labeled, including 'Lbany Park', 'Ravenswood', 'Uptown', 'Montrose Beach', 'Wrigley Field', 'Peggy Notebaert Nature Museum', 'Chicago History Museum', 'Garfield Park Conservatory', 'Millennium Park', 'Shedd Aquarium', 'Burnham Park', 'Jackson Park', and 'Hyde Park'. The map also shows major highways like I-90, I-55, and I-94. The map data is attributed to Google, 2018.

Copyright © 2017 Department of Children and Family Services Illinois

SEARCH CRITERIA: AGE RANGE

- SPIDER users are able to tailor their results by a specific age (such as 12 or 21) or an age range (such as 12-17 shown here).
- Leaving the **Age Range** Search blank will include all programs for all ages, which are coded from 0-100.
- This feature is particularly helpful when paired with other search parameters, further minimizing time and effort spent searching for an appropriate referral.

Remember to only include numbers, not ages such as "adult" or "teen"



The screenshot displays the SPIDER search interface. The top navigation bar includes 'Home', 'Help', 'About', and 'Log off'. Below the navigation bar are three tabs: 'General', 'Agency', and 'Keyword'. The search criteria are as follows:

- Program Type: All
- Service Type: All
- Payment Type: All
- Language: English
- Target Population: All
- Age Range (e.g. 12-17 or 13-18): 12-17 (highlighted with a red circle)
- Services Offered in Home?
- Accepts DCFS Youth in Care?

Buttons for 'Search' and 'Clear Search' are located below the criteria. The right side of the interface shows a map of Chicago with numerous red location pins indicating search results. The map includes labels for various neighborhoods and landmarks, and a copyright notice at the bottom reads 'Copyright © 2017 Department of Children and Family Services Illinois'.

SEARCH CRITERIA: SERVICES OFFERED IN HOME

If you are in need of services that can be provided in the home, click the **“Services Offered in Home”** check-box.

The screenshot displays the SPIDER search interface. At the top, there is a navigation bar with 'Home', 'Help', and 'About' links, and a 'Log off' button on the right. Below the navigation bar, there are three tabs: 'General', 'Agency', and 'Keyword'. The 'General' tab is active, showing several filter options:

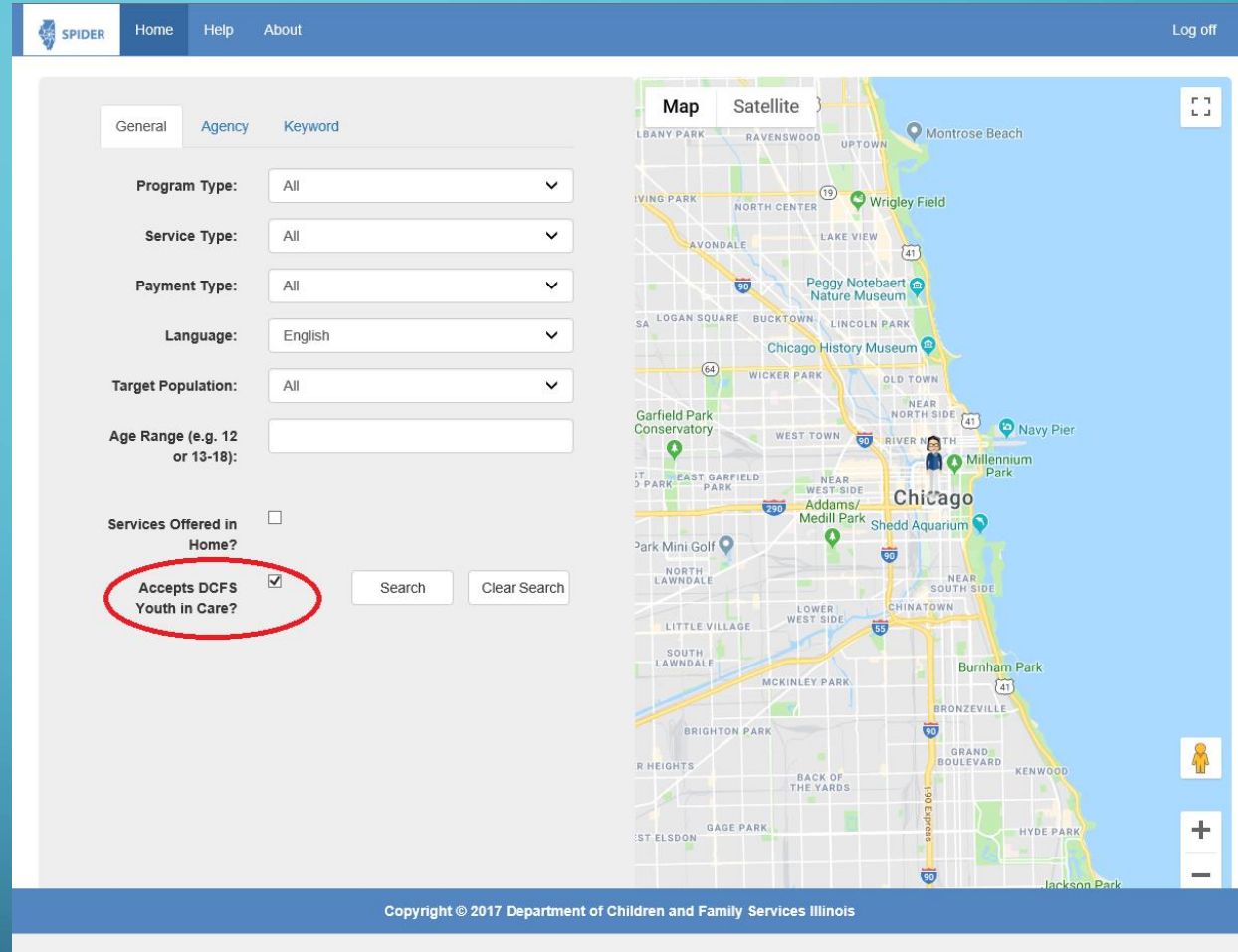
- Program Type: All
- Service Type: All
- Payment Type: All
- Language: English
- Target Population: All
- Age Range (e.g. 12 or 13-18):
- Services Offered in Home?** (This checkbox is circled in red in the original image)
- Accepts DCFS Youth in Care?

At the bottom of the filter section, there are 'Search' and 'Clear Search' buttons. To the right of the filters is a map of Chicago, showing various neighborhoods and landmarks. The map is titled 'Map' and 'Satellite'. The bottom of the interface features a copyright notice: 'Copyright © 2017 Department of Children and Family Services Illinois'.

SEARCH CRITERIA: ACCEPTING DCFS YOUTH IN CARE

If “Accepts DCFS Youth In Care” is checked, your search results will be limited to Programs that are able to accept DCFS Youth In Care.

If it is unchecked, this feature will not be part of your search results, returning services that can and cannot accept DCFS Youth In Care.



The screenshot displays the SPIDER search interface. At the top, there is a navigation bar with 'Home', 'Help', and 'About' links, and a 'Log off' button on the right. Below the navigation bar, there are three tabs: 'General', 'Agency', and 'Keyword'. The 'General' tab is active, showing several search criteria:

- Program Type: All
- Service Type: All
- Payment Type: All
- Language: English
- Target Population: All
- Age Range (e.g. 12 or 13-18):

Below these criteria, there is a section for 'Services Offered in Home?' with a checkbox. The checkbox for 'Accepts DCFS Youth in Care?' is checked and circled in red. To the right of this section are 'Search' and 'Clear Search' buttons.

On the right side of the interface is a map of Chicago, showing various neighborhoods and landmarks. The map is titled 'Map' and 'Satellite'. The map shows the city of Chicago with various landmarks and parks labeled, including Millennium Park, Shedd Aquarium, and the Chicago History Museum. The map is centered on the city of Chicago.

At the bottom of the interface, there is a copyright notice: 'Copyright © 2017 Department of Children and Family Services Illinois'.

AGENCY SEARCH: FROM LOCATION

- SPIDER will allow you to search for an Agency from a specific location.
- The map will populate the results that are within the search distance you set from your location.
- All of the Agency locations will be listed in the search result alphabetized by city name.

The screenshot shows the SPIDER web application interface. At the top, there is a navigation bar with 'Home', 'Help', and 'About' links. Below this, there are three tabs: 'General', 'Agency', and 'Keyword'. The 'Agency' tab is selected. A search form is present with the following elements:

- Agency Name:
- Buttons: Search, Clear Search

The main area of the application is a map of Chicago. The map is populated with several red location pins, indicating the search results for 'boys and girls' agencies. The map includes various landmarks and neighborhood names such as Wrigley Field, Millennium Park, and Navy Pier. The map interface also features a 'Map' and 'Satellite' toggle, a full-screen button, a person icon, and zoom controls (+ and -). At the bottom right of the map, there is a copyright notice: 'Map data ©2019 Terms of Use Report a map error'.

Copyright © 2017 Department of Children and Family Services Illinois

AGENCY SEARCH: STATEWIDE

- An **Agency Search** without a location specified will show all of the Agency locations throughout the state.
- The locations will be alphabetized by city name in the search results.
- Click on a the hyperlinked **Agency Name** in the results below the map to be taken to the **Agency Details** page.
- **Be sure to check your spelling before clicking "Search"!**

The screenshot displays the SPIDER web application interface. At the top, there is a navigation bar with 'Home', 'Help', and 'About' links. Below this, there are three tabs: 'General', 'Agency', and 'Keyword'. The 'Agency' tab is selected. A search bar labeled 'Agency Name:' contains the text 'Children's Home'. To the right of the search bar are two buttons: 'Search' and 'Clear Search'. The main area of the page is dominated by a map of Illinois, showing major cities and highways. Numerous red location pins are scattered across the state, representing the locations of agencies. The map includes a 'Map' and 'Satellite' toggle, a zoom control, and a person icon. At the bottom of the page, there is a copyright notice: 'Copyright © 2017 Department of Children and Family Services Illinois'.

KEYWORD SEARCH

- This feature allows users to search for **specific words, topics or therapy concentrations.**
- Examples of what the Keyword Search can match with include:
 - Words or phrases in a Program's Description (i.e. "Parents as Teachers")
 - Evidence Based Practice's Description (i.e. "Play Therapy" or "CBT")
- What Keywords would you or your clients use in your line of work?

KEYWORD SEARCH: FROM LOCATION

The screenshot shows the SPIDER website interface. At the top, there is a navigation bar with 'SPIDER', 'Home', 'Help', and 'About'. Below this, there are three tabs: 'General', 'Agency', and 'Keyword'. The 'Keyword' tab is selected, and the search input field contains the text 'child care'. There are 'Search' and 'Clear Search' buttons. The map below shows Rockford, Illinois, with several red location pins indicating search results. The map includes labels for 'Rockford', 'Chicago Rockford International Airport', and various parks and gardens. The bottom of the page has a copyright notice: 'Copyright © 2017 Department of Children and Family Services Illinois'.


The screenshot shows the SPIDER website interface. At the top, there is a navigation bar with 'SPIDER', 'Home', 'Help', and 'About'. Below this, there are three tabs: 'General', 'Agency', and 'Keyword'. The 'Keyword' tab is selected, and the search input field contains the text 'parenting'. There are 'Search' and 'Clear Search' buttons. The map below shows St. Louis, Missouri, with several red location pins indicating search results. The map includes labels for 'St. Louis', 'St. Louis Downtown Airport', and various neighborhoods and landmarks. The bottom of the page has a copyright notice: 'Copyright © 2017 Department of Children and Family Services Illinois'.

KEYWORD SEARCH: STATEWIDE

SPIDER Home Help About

General Agency **Keyword**

Keyword:



Map Satellite


Copyright © 2017 Department of Children and Family Services Illinois

Detailed description: This screenshot shows the SPIDER application interface with the 'Keyword' tab selected. The search term 'alcohol' is entered in the search box. The map displays numerous red location pins across Illinois, with a high density of pins in the northern part of the state, particularly around the Chicago area, and several pins scattered in the central and southern regions. The map includes labels for major cities like Madison, Milwaukee, Rockford, and Springfield, as well as state names like ILLINOIS, MISSOURI, and INDIANA.

SPIDER Home Help About

General Agency **Keyword**

Keyword:



Map Satellite

Copyright © 2017 Department of Children and Family Services Illinois

Detailed description: This screenshot shows the SPIDER application interface with the 'Keyword' tab selected. The search term 'substance abuse' is entered in the search box. The map displays red location pins distributed more widely across the state of Illinois compared to the 'alcohol' search. There is a significant concentration of pins in the northern region, but there are also many pins in the central and southern parts of the state. The map includes labels for major cities like Madison, Milwaukee, Rockford, and Springfield, as well as state names like ILLINOIS, MISSOURI, and INDIANA.

KEYWORD SEARCH: TIPS

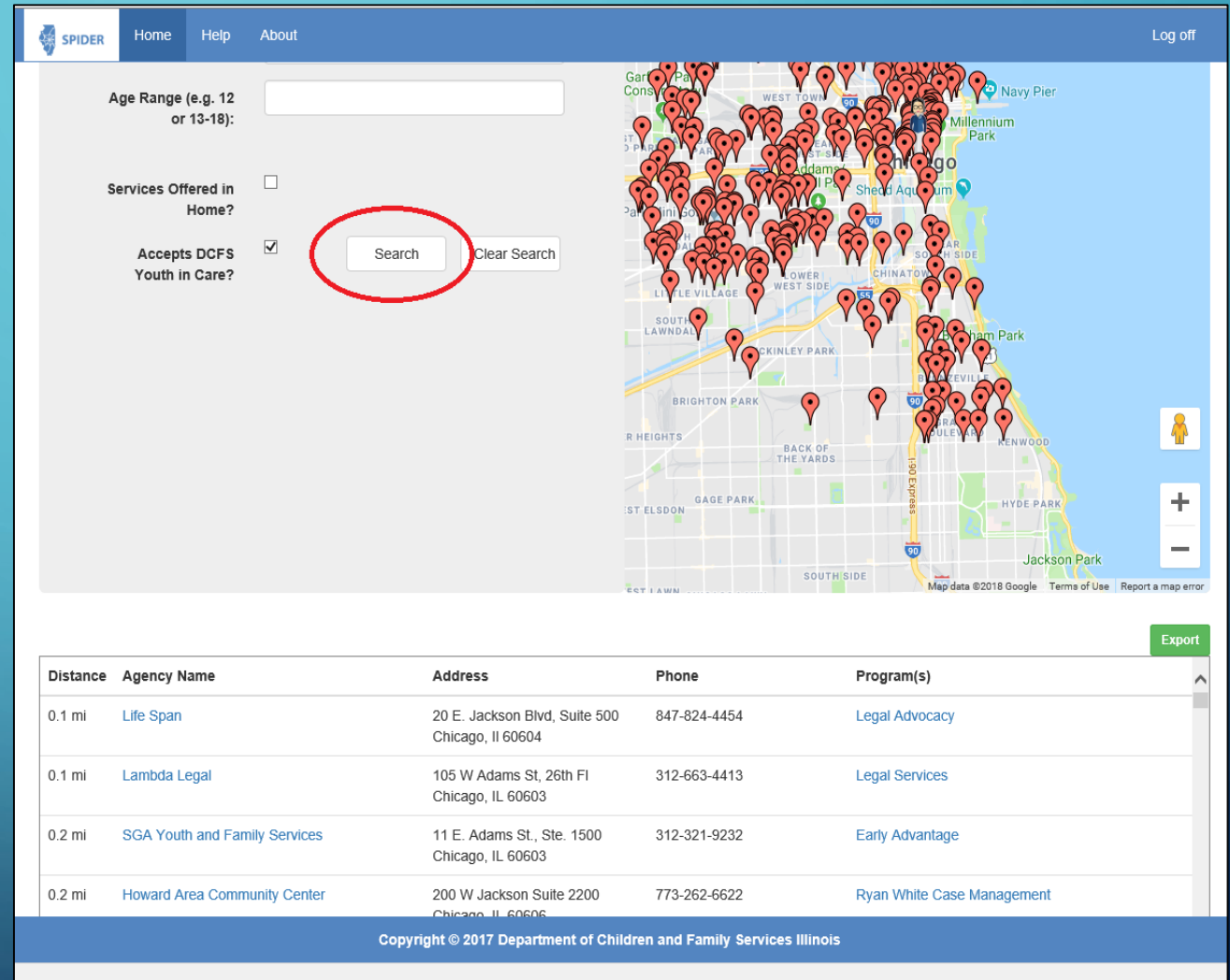
If your search does not yield many results try:

- Checking your spelling!
- Avoid using the name of a location or agency (that's what the location and agency search are for).
- Avoid long phrases ("resources for expecting moms")
- Using similar key words. Some examples include:
 - Instead of "Clothes" try "Clothing"
 - Instead of "Alcohol" try "Substance Use" or "Substance Abuse"
 - Instead of "Parenting Classes" try "Parent Classes"

If you **STILL** can't find what you're looking for, let us know and we will look into why!

SPIDER SEARCH RESULTS

- Search results will be generated on the map and shown toward the bottom of your search screen.
- Clicking on an **Agency Name** hyperlink will take you to the Agency Details page and show you all of the information on a certain agency, its locations, and programs offered at each location.
- Clicking on a **Program** hyperlink will take you to the Detailed Program Report and show all information needed to request more information or make a referral to that specific program.



The screenshot displays the SPIDER search interface. At the top, there is a navigation bar with 'SPIDER', 'Home', 'Help', 'About', and 'Log off'. Below the navigation bar, there are search filters: 'Age Range (e.g. 12 or 13-18):' with an input field, 'Services Offered in Home?' with an unchecked checkbox, and 'Accepts DCFS Youth in Care?' with a checked checkbox. A red circle highlights the 'Search' button. To the right of the filters is a map of Chicago with numerous red location pins. Below the map is a table of search results with columns for Distance, Agency Name, Address, Phone, and Program(s). An 'Export' button is located at the top right of the table. At the bottom of the interface, there is a copyright notice: 'Copyright © 2017 Department of Children and Family Services Illinois'.

Distance	Agency Name	Address	Phone	Program(s)
0.1 mi	Life Span	20 E. Jackson Blvd, Suite 500 Chicago, IL 60604	847-824-4454	Legal Advocacy
0.1 mi	Lambda Legal	105 W Adams St, 26th Fl Chicago, IL 60603	312-663-4413	Legal Services
0.2 mi	SGA Youth and Family Services	11 E. Adams St., Ste. 1500 Chicago, IL 60603	312-321-9232	Early Advantage
0.2 mi	Howard Area Community Center	200 W Jackson Suite 2200 Chicago, IL 60606	773-262-6622	Ryan White Case Management

EXPORTING SEARCH RESULTS

- This feature allows users to **export** their search results into an Excel spreadsheet that can be edited and personalized for clients and other colleagues.
- Simply click the green **“Export”** button above the search results.
- Exported results are generated on a generic Excel sheet, please view the Excel editing walkthrough resource listed in our Help tab to make it more easily readable.

The screenshot displays the SPIDER web application interface. At the top, there is a navigation bar with 'Home', 'Help', and 'About' links, and a 'Log off' button. Below the navigation bar, there are search filters: 'Age Range (e.g. 12 or 13-18):' with an input field, 'Services Offered in Home?' with an unchecked checkbox, and 'Accepts DCFS Youth in Care?' with a checked checkbox. There are 'Search' and 'Clear Search' buttons. To the right is a map of Chicago with numerous red location pins. A pop-up window for 'Chicago Department of Public Health' is visible, showing the address '4430 S. Marshfield Ave. Chicago, IL 60609'. Below the map is a table of search results. A green 'Export' button is circled in red in the bottom right corner of the results area.

Distance	Agency Name	Address	Phone	Program(s)
0.1 mi	Life Span	20 E. Jackson Blvd, Suite 500 Chicago, IL 60604	847-824-4454	Legal Advocacy
0.1 mi	Lambda Legal	105 W Adams St, 26th Fl Chicago, IL 60603	312-663-4413	Legal Services
0.2 mi	SGA Youth and Family Services	11 E. Adams St., Ste. 1500 Chicago, IL 60603	312-321-9232	Early Advantage
0.2 mi	Howard Area Community Center	200 W Jackson Suite 2200 Chicago, IL 60606	773-262-6622	Ryan White Case Management

Copyright © 2017 Department of Children and Family Services Illinois

AGENCY DETAILS

- Click the **Agency Name** hyperlink from you search results to be taken to the Agency Details page.
- Here you will see agency contact information as well as all locations and programs offered.
- Click on the blue hyperlinks under Program(s) Offered to navigate to the **Detailed Program Report**.

SPIDER Home Help About

Agency Details

Agency Name	Between Friends
Agency Short Name	
Agency Head Title	
First Name	Shailushi
Last Name	Ritchie
Contact Title	DIRECTOR OF PROGRAMS
First Name	Nancy
Last Name	Toncy
Web Address	https://www.betweenfriendschicago.org/
Last Updated	2/13/2020
Payment Options	• Free
Program Types	

Location Name	Address	Phone	Direct Service	Administrative	Program(s) Offered	Program Type
Chicago Domestic Violence Courthouse	555 W Harrison St. Chicago, IL 60607	773-274-5232	No	No	Legal Assistance	Domestic Violence
Main Site	P.O. Box 608548 Chicago, IL 60660	773-274-5232	Yes	Yes	Counseling Services Domestic Violence Prevention Education A Night Out	Domestic Violence
Rolling Meadows Courthouse	2121 Euclid Ave. Rolling Meadows, IL 60008	847-818-8900	No	No	Legal Assistance	Domestic Violence

Copyright © 2017 Department of Children and Family Services Illinois

DETAILED PROGRAM REPORT

- Click on a hyperlinked **Program Name** to be taken to the **Detailed Program Report**.
- The **Detailed Program Report** lists detailed information one would use to gather information and/or make a referral.
- Information includes a contact person, intake information, payment options, eligibility requirements, service offerings, and much more.
- The **green tabs** in the top corners of the page allow users to **download** the program report or **print** it straight from the database.



Download

Print

Agency Name Children's Home and Aid (Children's Home + Aid)
Program Name Nurturing Parenting Program
Program description DCFS mandated parent training and general counseling services. Private agency caseworker will provide case management; program provides parenting program and home visit. It's a 16 week (3 hours weekly) group for birth parents of 0-5 year olds working on reunifying with their children. The group uses an evidence based model to assess parenting philosophies of participants and works to increase nurturing parenting through the 5 core competencies. This location is Medicaid Certified.
Program Comments 7/2/2018 YR 10/30/2019 DS
Last Comprehensive Update 10/30/2019

Street Address 17512 S. Carriageway, Suite B
City Hazel Crest
Zip Code 60429
General Phone Number (708) 206-1868
Extension
Hotline Number
Agency Web-Address <http://www.childrenshomeandaid.org>
Contact Person Anna Glass
Contact Phone Number (708) 206-1868
Contact Fax Number
Contact Email Address aglass@childrenshomeandaid.org

Intake Referral Information

Intake Phone Number (312) 455-5244
Intake Phone Extension
Intake Coordinator Anna Glass
Referral Sources Birth parents or another private agency

Program Head Title Program Coordinator
Program Head Anna Glass
Web Address www.childrenshomeandaid.org
Email Address kblake@childrenshomeandaid.org
Type of Treatment Parenting
Population Served General
Other Populations

GOOGLE ANALYTICS

We have been using Google Analytics to look at search patterns and trends. Here are some facts you might find interesting:

- The most searched **Keywords** are words related to:
 - Domestic Violence & Abuse
 - Substance Use/ Substance Abuse
 - Homeless / Homelessness
- The most searched **Program Types** are:
 - Mental Health Treatment
 - Substance Use Treatment
- The most searched **Service Types** are:
 - Individual Counseling
 - Family Counseling

BENEFITS OF SPIDER

- SPIDER helps you quickly become **Resource Experts**. We believe this creates long-term benefits by:
 - Saving time and effort in locating effective and appropriate services, expediting the information gathering and eventual referral process.
 - Improving the User's ability to find specific Providers that offer needed and individualized services that are closest to the person in need.
 - Opening avenues of communication to help fill in service gaps from local resource experts across Illinois.
 - Allowing for more choice and options to Community members as they seek supportive services and helping Service Providers and Community Members find more resources they may have been previously unaware of.
 - Offering the ability to look at and analyze resource gaps and resource deserts with the use of SPIDER's interactive map.

HELP US HELP YOU

This is a community resource, and we love hearing from you!

Please contact us if you:

- Want to add or modify an agency, program, or location
- See inaccurate or outdated information
- Have any questions on SPIDER
- Need any assistance or support
- Want to schedule an in-person or web-based training on SPIDER for your agency

THANK YOU!

Your SPIDER Team:

Matthew.Jedlowski@Illinois.gov Arcenia.Harmon@Illinois.gov

SPIDER Team mailbox:

DCFS.SPIDER@Illinois.gov

WANT TO GET MORE INVOLVED?

Become a **Community Partner**. Community Partners can choose to participate in any of the following ways:

- Look for agencies or programs we might be missing in the SPIDER database in your geographic regions, and let us know so we can add them.
- Volunteer to help us do program updates to ensure the information in our database is current. We would train volunteers how to complete program updates.
- Talk with their constituents and ask what resources they need, so we can try and fill in these areas of need.
- Share SPIDER with co-workers or others in your community.
- Participate in monthly Community Partner Meetings (CPM) in discussing areas of need and anything else SPIDER related. CPMs occur virtually the fourth Monday of every month at 2PM via WebEx Meetings.
- Give us your input and ideas for ways we can improve SPIDER.