



# WHITE-TAILED DEER SUMMARY 20-2021: OGLE COUNTY

Forest Wildlife Program, Illinois Department of Natural Resources



**County Size:** 764 square miles

**Year Opened to Deer Hunting:** 1957

**Record Harvest:** 2,488 (2006)

**Average Harvest (2011-2020):** 1,000

**Total 2020-2021 Harvest (all seasons):** 1,000

**Permits issued/quota 2020-2021** (excludes landowner; CWD are unlimited):

**Firearm:** 0000/3850 **Muzzle:** 000/675 **CWD:** 00

**2020-202 Harvest Sex Ratio (all seasons):**

00% M: 00% F;(00% antlered: 00% antlerless)

**Chronic Wasting Disease Detected:** Yes

**Check Station Location:** Castle Rock State Park

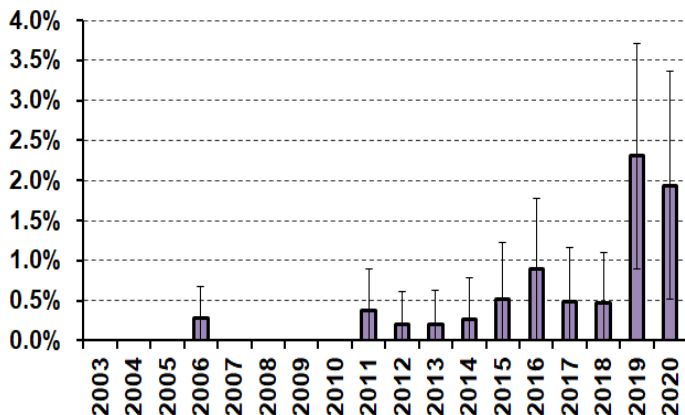
**Late Winter/CWD Season in 2021-2022:** Yes.

CWD has and continues to be detected in this county. CWD seasons allow for extra hunter harvest to reduce deer density and disease transmission.

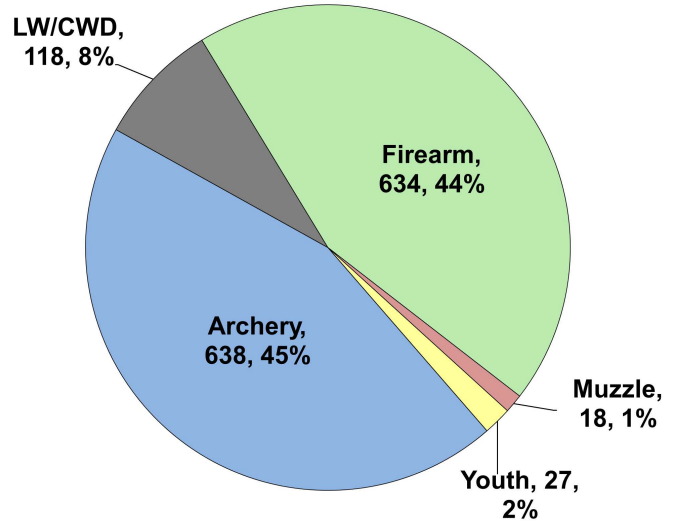
**Number tested for CWD 2020-2021:** 000

**CWD positive deer 2020-2021:** 0

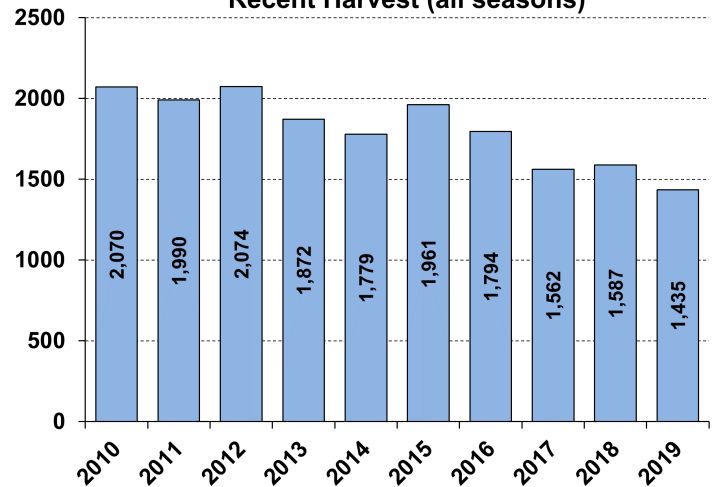
**IDNR sharpshooting:** 00 deer were removed via sharpshooting which is used to supplement hunter harvest, allows localized deer reductions in known CWD positive areas to reduce transmission rates and environmental contamination. Through these efforts CWD prevalence has remained low (see below).



## 2019-2020 Harvest by Season



## Recent Harvest (all seasons)



## Recent Archery Harvest by Bow Type

Type	2015	2016	2017	2018	2019
Compound	612	585	419	376	386
Crossbow	122	99	164	240	250
Traditional	9	6	9	9	2
<b>Total</b>	<b>743</b>	<b>690</b>	<b>592</b>	<b>625</b>	<b>638</b>

## Age/Sex Composition of Recent Harvest (%)

	2015	2016	2017	2018	2019
M - Adult	21.2	24.2	21.2	18.8	28.8
M - Yearling	19.9	17.8	19.2	22.1	20.8
M - Fawn	10.3	11.6	8.3	9.1	7.8
F - Adult	40.4	39.2	39.5	38.8	36.1
F - Fawn	8.2	6.4	5.4	7.3	6.5

M - Adult = 2.5 and older; F - Adult = 1.5 and older