



# WHITE-TAILED DEER SUMMARY 2020-2021: POPE COUNTY

Forest Wildlife Program, Illinois Department of Natural Resources



**County Size:** 374 square miles

**Year Opened to Deer Hunting:** 1957

**Record Harvest:** 3,230 (2005)

**Average Harvest (2011-2020):** 2,472

**Total 2020-2021 Harvest (all seasons):** 2,403

**Permits issued/quota 2020-2021** (excludes landowner; archery and youth are statewide):

**Firearm:** 4 94/4200      **Muzzle:** 425/425

**2020-2021 Harvest Sex Ratio (all seasons):**

58% M:42% F;(52% antlered: 48% antlerless)

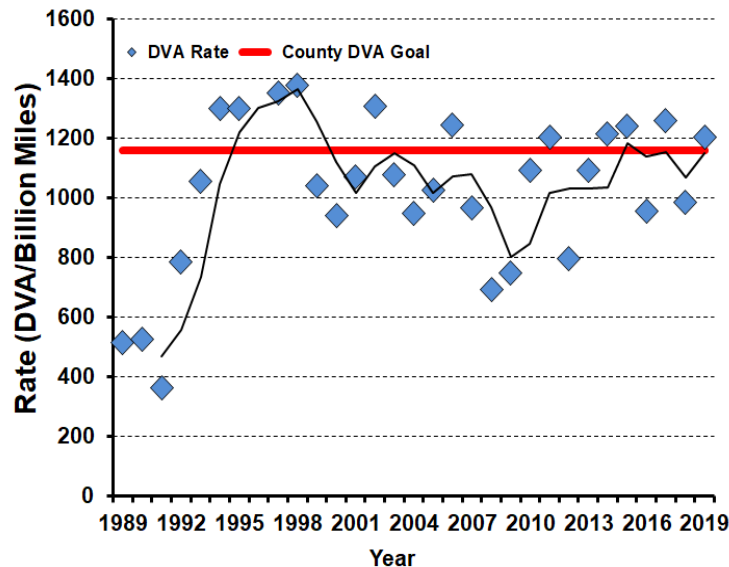
**Chronic Wasting Disease Detected:** No

**Check Station Location:** N/A

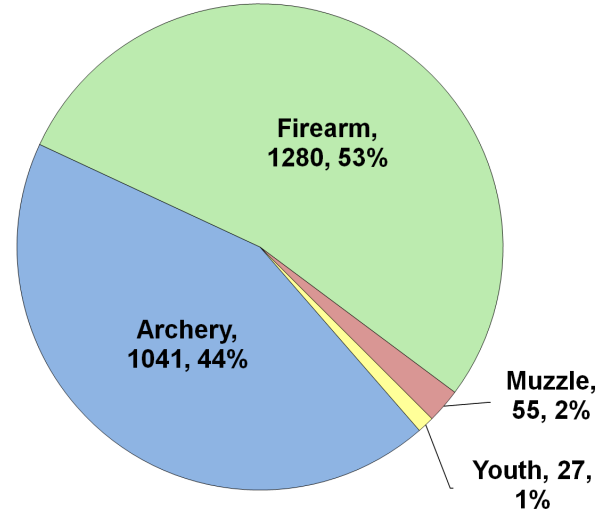
**Late Winter/CWD Season in 2021-2022:** No.

Deer Vehicle Accident (DVA) rates (accidents per billion miles driven) are used as an index of deer population size. Counties are closed to Late Winter/CWD season if DVA rates remain below goal, unless other factors (excessive crop damage and/or disease issues) are present.

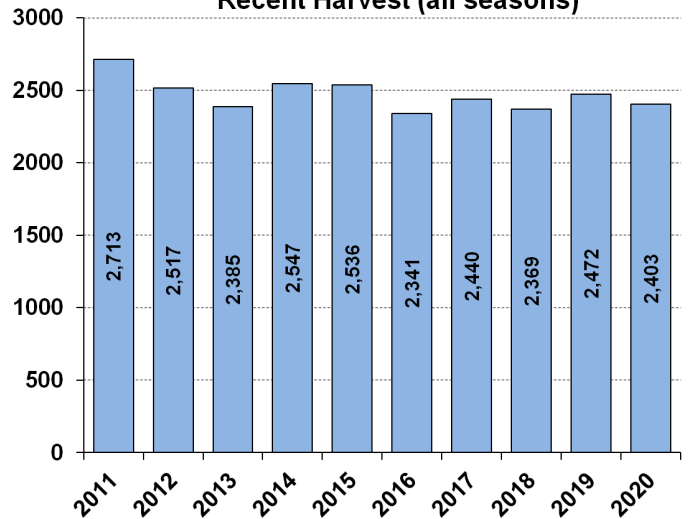
**Last year in Late Winter/CWD:** Never



## 2020-2021 Harvest by Season



## Recent Harvest (all seasons)



## Recent Archery Harvest by Bow Type

Type	2016	2017	2018	2019	2020
Compound	690	601	529	499	499
Crossbow	134	225	326	433	531
Traditional	1	6	1	6	11
<b>Total</b>	<b>825</b>	<b>832</b>	<b>856</b>	<b>938</b>	<b>1041</b>

## Age/Sex Composition of Recent Harvest (%)

	2016	2017	2018	2019	2020
M - Adult	22.6	23.4	24.6	27.7	27.5
M - Yearling	25.2	23.6	26.3	24.2	23.3
M - Fawn	7.7	10.1	7.7	6.6	7.4
F - Adult	37.0	35.6	34.7	35.0	36.1
F - Fawn	5.7	6.4	4.9	6.5	5.6

M - Adult = 2.5 and older; F - Adult = 1.5 and older