



# WHITE-TAILED DEER SUMMARY 2020-2021: WINNEBAGO COUNTY

Forest Wildlife Program, Illinois Department of Natural Resources



**County Size:** 519 square miles

**Year Opened to Deer Hunting:** 1957

**Record Harvest:** 1,480 (1995)

**Average Harvest (2011-2020):** 000

**Total 2020-2021 Harvest (all seasons):** 000

**Permits issued/quota 2020-2021** (excludes landowner; CWD are unlimited):

**Firearm:** 0000/3000 **Muzzle:** 000/450 **CWD:** 00

**2020-2021 Harvest Sex Ratio (all seasons):**

62% M: 38% F;(52% antlered: 48% antlerless)

**Chronic Wasting Disease Detected:** Yes

**Check Station Location:** Rock Cut State Park

**Late Winter/CWD Season in 2021-2022:** Yes.

CWD has and continues to be detected in this county.

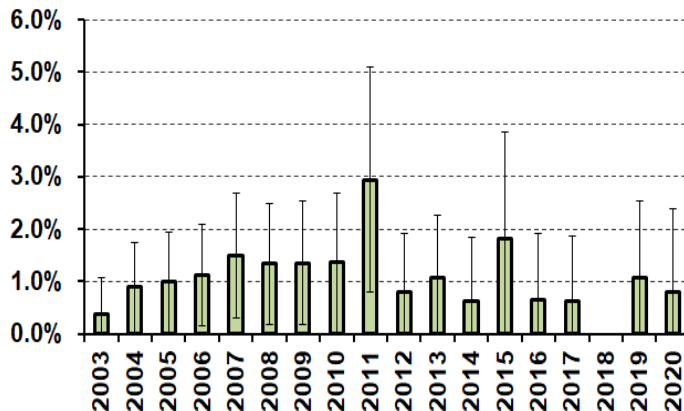
CWD seasons allow for extra hunter harvest to reduce deer density and disease transmission.

**Number tested for CWD 2020-2021:** 0000

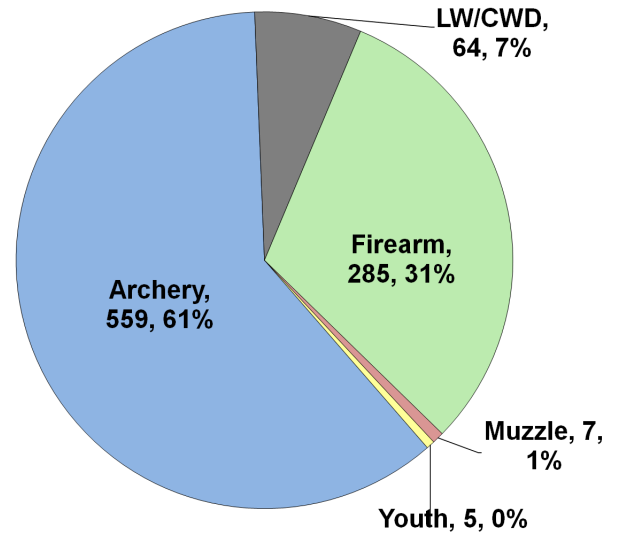
**CWD positive deer 2020-2021:** 0

**IDNR sharpshooting:** 00 deer were removed via sharpshooting which is used to supplement hunter harvest, allows localized deer reductions in known

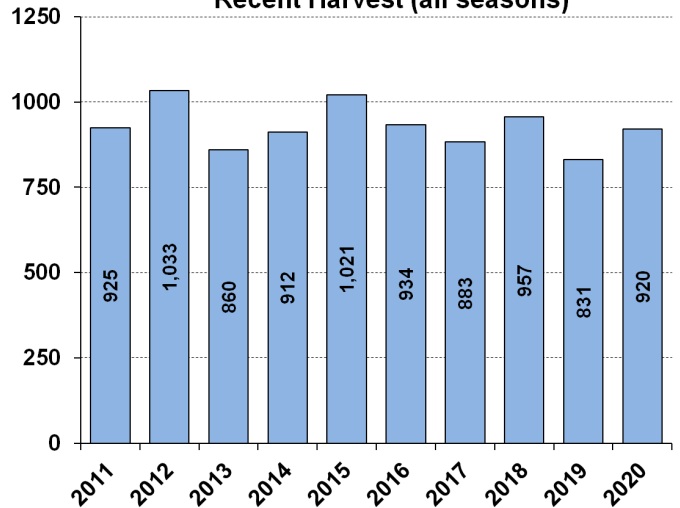
CWD positive areas to reduce transmission rates and environmental contamination. Through these efforts CWD prevalence has remained low (see below).



## 2020-2021 Harvest by Season



## Recent Harvest (all seasons)



## Recent Archery Harvest by Bow Type

Type	2016	2017	2018	2019	2020
Compound	359	307	278	263	312
Crossbow	98	140	180	212	242
Traditional	3	6	3	5	5
<b>Total</b>	<b>460</b>	<b>453</b>	<b>461</b>	<b>480</b>	<b>559</b>

## Age/Sex Composition of Recent Harvest (%)

	2016	2017	2018	2019	2020
M - Adult	24.5	21.9	24.4	31.0	30.7
M - Yearling	24.8	28.1	24.0	20.7	21.7
M - Fawn	10.5	7.4	7.1	9.9	9.3
F - Adult	31.8	33.8	38.6	33.7	34.2
F - Fawn	6.4	4.7	3.4	4.7	4.0

M - Adult = 2.5 and older; F - Adult = 1.5 and older