

SUMMARY OF 2009-2010 ILLINOIS DEER SEASONS

Forest Wildlife Program, Illinois Department of Natural Resources



General Information

Season Dates:

Archery Season – October 1, 2009 through January 17, 2010, closed during firearm deer season in counties open to firearm deer hunting

Youth Season – October 10-11, 2009

Firearm Season – November 20-22; December 3-6, 2009

Muzzleloader Season – December 11-13, 2009 (also allowed December 3-6)

Late-Winter Antlerless Season/CWD Season – Dec. 31, 2009 – Jan. 3, 2010; Jan. 15-17, 2010

Total Days of Deer Hunting: 109

Bag Limit: One deer per legal permit, with no set limit for total number of deer allowed. No more than 2 antlered deer during the year, except additional antlered deer may be taken during the special CWD season only.

Significant Changes: The length of the late-winter antlerless season and the special CWD season was increased from 3 days to 7 days. Because of the increased season length, check stations were discontinued for the special CWD season, and successful hunters began using the automated harvest reporting system. Archery season was extended statewide through the end of the late-winter season dates, essentially adding 3 more days. Youth and late-winter season permits were sold OTC, and any firearm and muzzleloader season permits remaining after the lottery drawings were made available OTC until the close of those seasons.

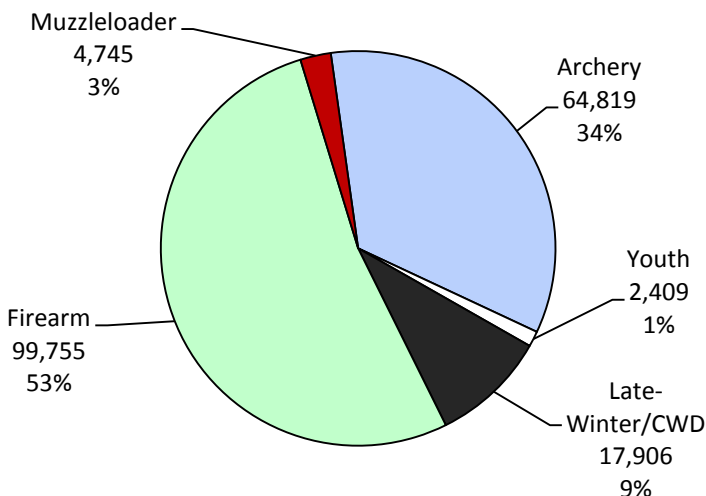
Harvest Reporting: Successful deer hunters were required to register their harvest by 10 p.m. on the same calendar day as the deer was taken by using an automated harvest reporting system (telephone or internet). The only exception to automated harvest reporting occurred in select northern Illinois counties during the firearm deer season, where mandatory check stations were staffed by IDNR biologists to collect tissue samples for CWD surveillance.

Total Harvest (all seasons): 189,634

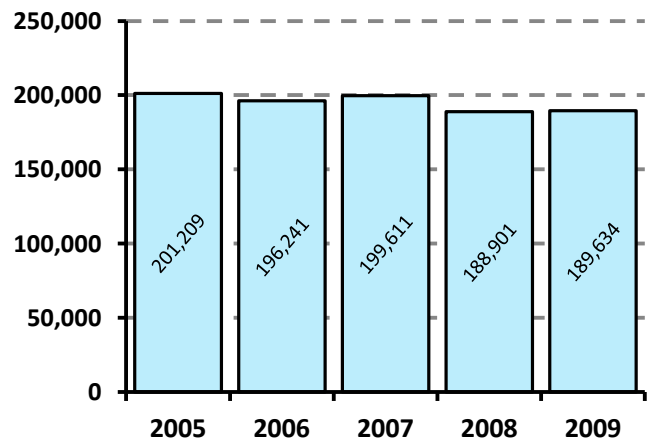
Record Harvest: 201,209 (2005)

Harvest Sex Ratio (all seasons): 49.5% male: 50.5% female; (36.8% antlered: 63.2% antlerless)

2009-2010 Illinois deer harvest by season



Recent deer harvest trends (all seasons)



Permitting

IDNR's Permit Office issued 650,459 deer permits for all seasons, including both lottery-issued permits and over-the-counter permits. The number of permits issued increased for all seasons.

Number and types of permits issued for the 2009-2010 deer seasons			
Archery	Number of Resident Permits	Number of Nonresident Permits	Percent Nonresident
Landowner POH Permit, Either-Sex ¹	32,829	961	2.84%
Landowner POH Permit, Antlerless-Only ¹	32,829	961	2.84%
Single Antlerless-Only Permit	3,820	7,977	67.62%
Combination OTC Permit (1 ES + 1 AO)	123,187	19,197	13.48%
TOTAL	192,665	29,096	13.12%
Firearm			
Landowner POH Permit, Either-Sex ¹	42,321	1,486	3.39%
Landowner POH Permit, Antlerless-Only ¹	42,318	1,184	2.72%
Landowner Countywide Hunting Permit	0	0	0.00%
Full-season Either-Sex Permit	156,987	8,922	5.38%
Full-season Antlerless-Only Permit	101,778	8,085	7.36%
First-season Either-Sex Permit	634	0	0.00%
First-season Antlerless-Only Permit	671	1	0.15%
Second-season Either-Sex Permit	1,591	10	0.62%
Second-season Antlerless-Only Permit	314	0	0.00%
TOTAL	346,614	19,688	5.37%
Muzzleloader			
Either-Sex Permit	25,067	1,323	5.01%
Antlerless-Only Permit	14,160	1,410	9.06%
TOTAL	39,227	2,733	6.51%
Other Seasons			
Late Winter Antlerless-Only Permit	11,920	0	0.00%
CWD Antlerless-Only Permit	431	0	0.00%
Youth Antlerless-Only Permit	8,085	0	0.00%
Subtotal: All Seasons/Permit Types	598,942	51,517	7.92%
Grand Total	650,459		

¹ POH = "property only hunting"; a landowner permit that is valid only on the property owned/leased by that landowner

2009 Archery Deer Season Results

Length: 109 days (102 days in counties open to firearm deer hunting)

Number of Counties Open: 102

Special Regulations: Resident combination permits (one either-sex and one antlerless-only tag) available over-the-counter (OTC) in unlimited quantities. Nonresident combination permits were limited to a quota of 25,000 and issued via lottery. Single antlerless-only permits were available to both resident and nonresident hunters OTC without limit.

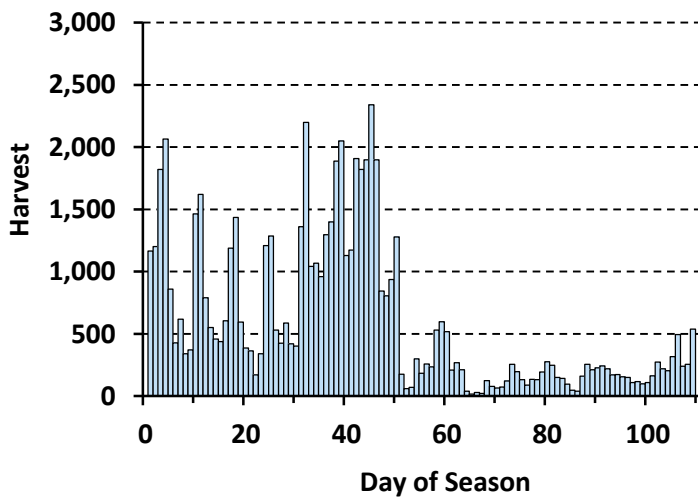
Harvest: 64,819

Season Record: 66,093 (2005)

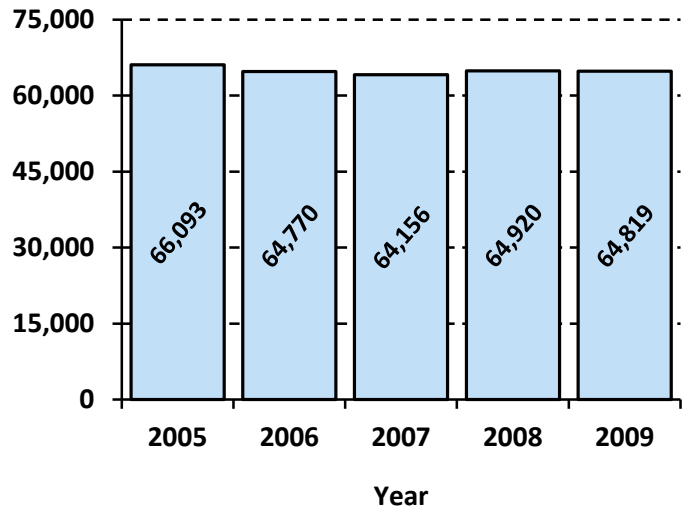
Harvest Sex Ratio: 49.5% male: 50.5% female (39.4% antlered: 60.6% antlerless)

Top 5 Counties: Pike (3,575), Fulton (1,816), Jefferson (1,554), Adams (1,408), Peoria (1,307)

Daily harvest during the 2009 archery deer season



Archery deer season harvest trends



Trends in the number of archery deer season permits issued statewide

Permit Type	2005	2006	2007	2008	2009
Landowner Property-Only Hunting Permit, Either-Sex	30,831	32,419	33,156	32,912	33,790
Landowner Property-Only Hunting Permit, Antlerless-Only	30,831	32,419	33,156	32,912	33,790
Single Either-Sex Permit	1,557	0	0	0	0
Single Antlerless-Only Permit	3,085	7,806	9,142	10,582	11,797
Combination Over-the-Counter Permit (double permit)	127,758	133,871	134,371	139,669	142,384
TOTAL	194,062	206,515	209,825	216,075	221,761

2009 Firearm Deer Season Results

Length: 7 days (split; one 3-day [Fri-Sun] + one 4-day [Thu-Sun] segment)

Number of Counties Open: 99 (closed in Cook, DuPage, Lake)

Special Regulations: County-specific (or special hunt area-specific) permits issued via lotteries; unallocated permits subsequently available OTC through end of season. Mandatory check stations in effect for 9 northern Illinois counties (Stephenson, Winnebago, Boone, McHenry, Ogle, DeKalb, Kane, LaSalle, and Grundy) for chronic wasting disease (CWD) surveillance; other counties used automated harvest reporting.

Weather Conditions: Warm first season, with temperatures 4-6 degrees above normal (lows in the 30s; highs 50-60). Second season temperatures somewhat below normal (2-8 degrees from north to south), with heavy rain in southern Illinois on the first day.

Corn Harvest: Only 60% harvested by the beginning of the season

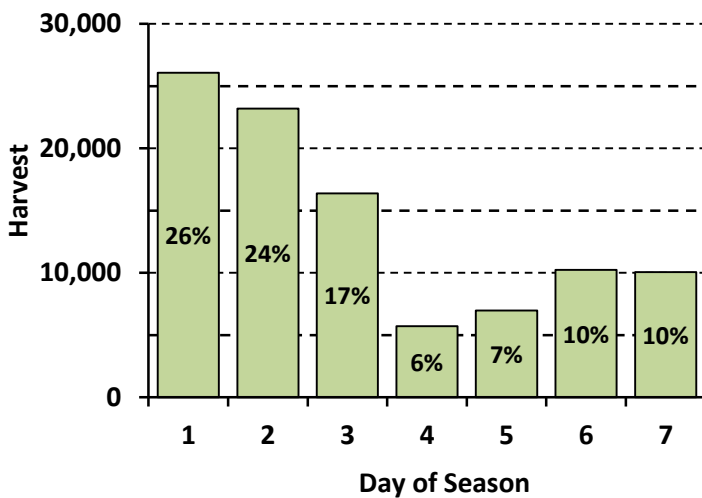
Deer Harvest: 99,755

Season Record: 123,792 (2005)

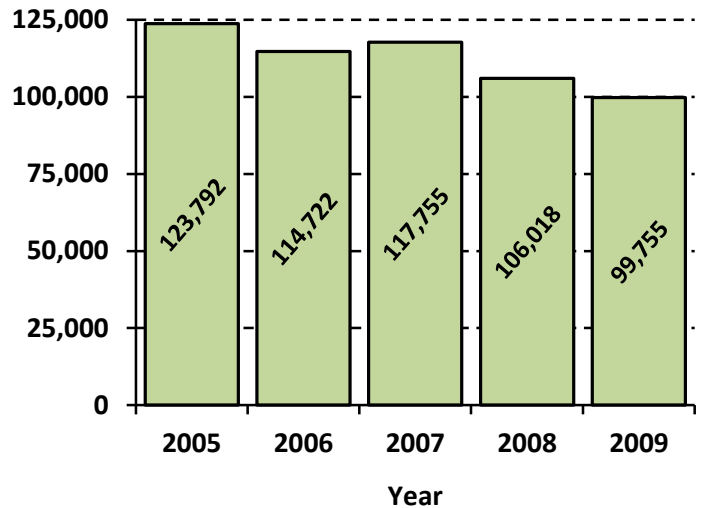
Harvest Sex Ratio: 55.0% male: 45.0% female (42.0% antlered: 58.0% antlerless)

Top 5 Counties: Pike (3,272), Fulton (2,615), Adams (2,482), Jefferson (2,385), and JoDaviess (2,296)

Daily harvest during the 2009 firearm deer season



Firearm deer season harvest trends



Trends in the number of firearm deer season permits issued statewide

Permit Type	2005	2006	2007	2008	2009
Landowner Property-Only Hunting Permit, Either-Sex	44,513	45,765	45,774	43,541	43,807
Landowner Property-Only Hunting Permit, Antlerless-Only	44,074	45,426	45,426	43,195	43,502
Full-season Either-Sex Permit	160,106	160,668	165,009	165,057	165,909
Full-season Antlerless-Only Permit	77,014	80,750	89,961	95,335	109,863
First-season Either-Sex Permit	535	585	521	567	634
First-season Antlerless-Only Permit	557	687	723	811	672
Second-season Either-Sex Permit	2,994	2,888	2,350	2,226	1,601
Second-season Antlerless-Only Permit	147	250	268	380	314
TOTAL	329,940	337,019	350,032	351,112	366,302

2009 Youth Deer Season Results

Length: 2 days

Number of Counties Open: 99 (closed in Cook, DuPage, and Lake counties)

Special Regulations: Participation limited to youths under the age of 16, and hunters must be accompanied by a responsible supervising adult. One county-specific either-sex permit (available OTC for the first time) or one special hunt area permit (issued via lottery) allowed per hunter. This was the third year in which the season was open statewide and in which either-sex hunting was permitted.

Harvest: 2,409 (season record)

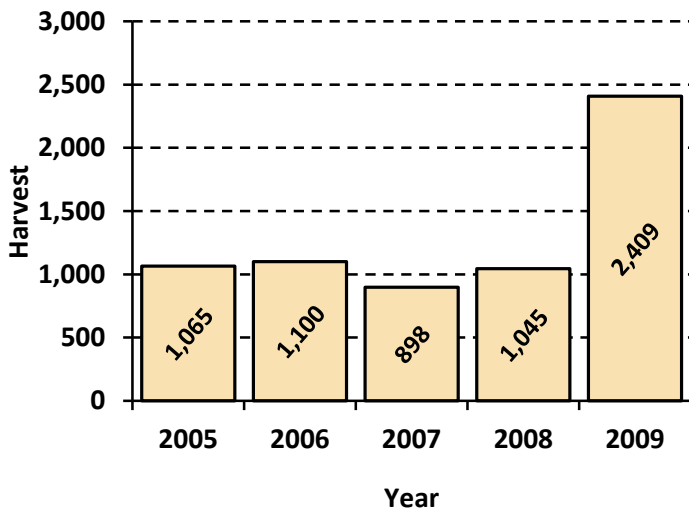
Previous Record: 1,100 (2006)

Harvest Sex Ratio: 48.2% male: 51.8% female (35.5% antlered: 64.5% antlerless)

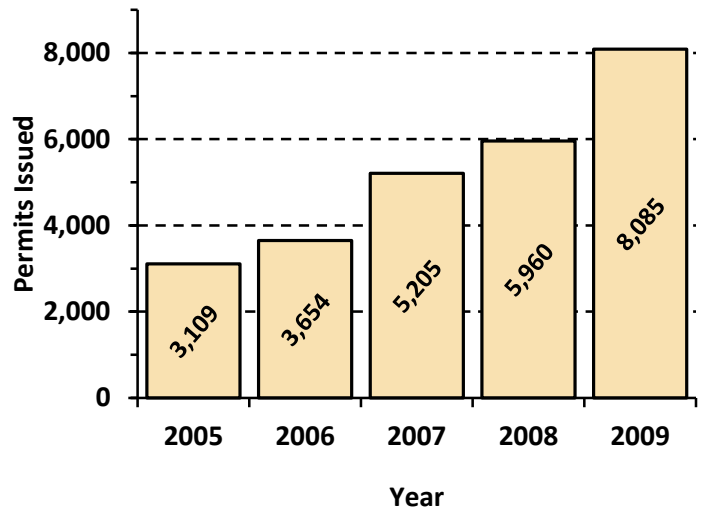
Hunter Success Rate: 29.8%

Top 5 Counties: Pike (120), Adams (81), Jefferson (81), Fulton (79), and Randolph (77)

Youth deer season harvest trends



Youth deer season trends in permits issued



2009 Muzzleloader Deer Season Results

Length: 3 days

Number of Counties Open: 99 (closed in Cook, DuPage, Lake)

Special Regulations: County-specific (or special hunt area-specific) permits issued via lotteries; unallocated permits subsequently available OTC through end of season. Hunters with muzzleloader permits were also allowed to hunt with a muzzleloader during the 2nd Firearm Deer Season (4 days). Recipients of landowner permits (for their own property only) valid during the Firearm Deer Season could use those unfilled permits during the Muzzleloader Deer Season so long as they used a muzzleloading rifle.

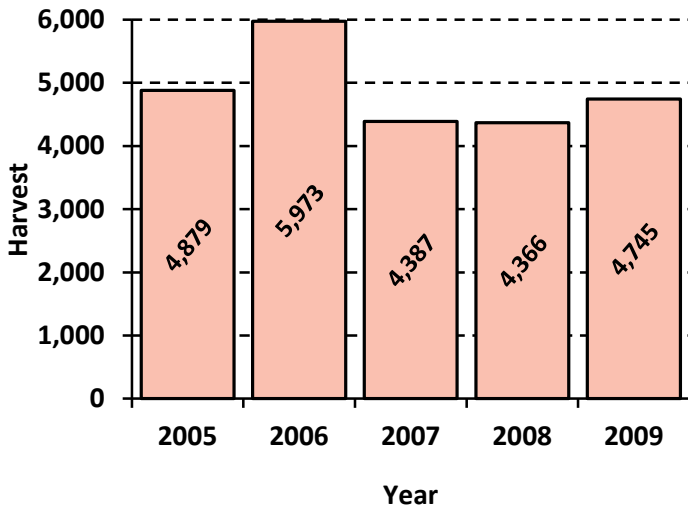
Harvest: 4,745

Season Record: 5,973 (2006)

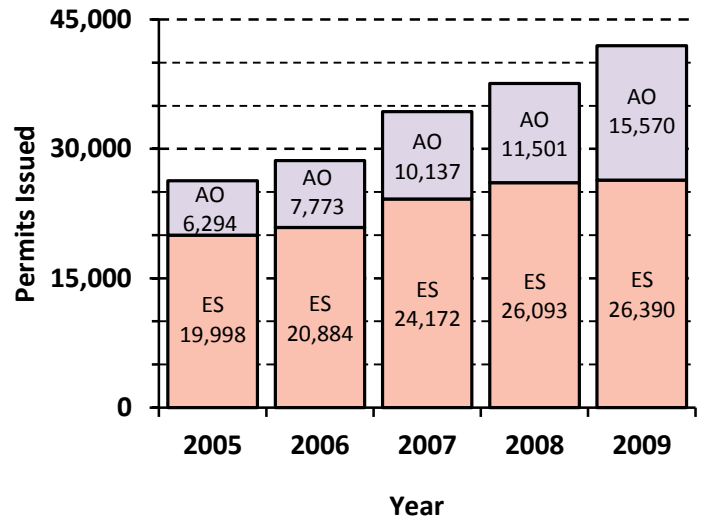
Harvest Sex Ratio: 41.2% male: 58.8% female (27.0% antlered: 73.0% antlerless)

Top 5 Counties: Pike (249), Fulton (124), JoDaviess (114), Hancock (109), and Jefferson (103)

Muzzleloader deer season harvest trends



Muzzleloader deer season trends in permits issued



2009-2010 Late-Winter Deer Season Results

Length: 7 days (added 4 days - Thursday through Sunday after Christmas)

Number of Counties Open: 70 (75 in previous year)

Special Regulations: Legal weapons were shotguns, muzzleloaders, or handguns. County-specific antlerless-only permits available OTC from license vendors (limit 1 in most counties; unlimited availability in the counties most significantly above goal). Hunters with unfilled permits for the Firearm, Muzzleloader, or Youth deer seasons were allowed to hunt the Late Winter Deer Season to harvest antlerless deer, so long as the permit was issued for an open county. Persons with an unfilled Muzzleloader Season permit must use a muzzleloading rifle.

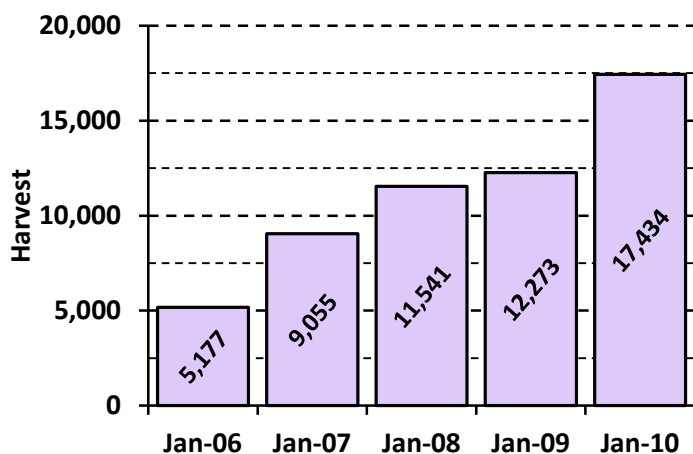
Harvest: 17,434 (new record)

Previous Record: 12,273 (Jan. 2009)

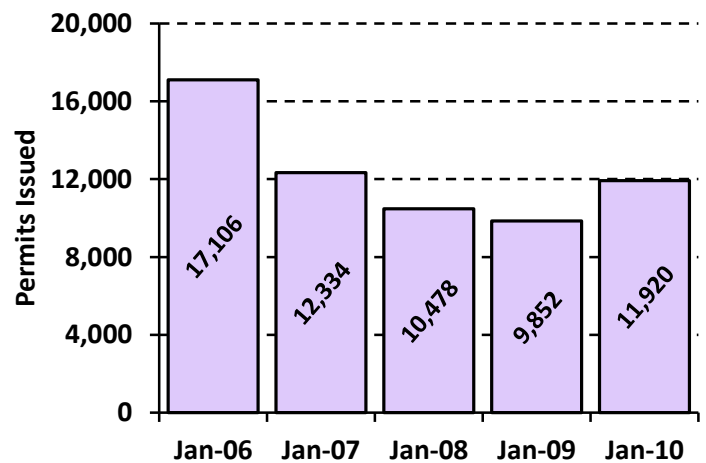
Harvest Sex Ratio: 21.6% male: 78.4% female

Top 5 Counties: Pike (950), Fulton (714), JoDaviess (644), Adams (563), Jefferson (494)

Late-Winter deer season harvest trends



Late-Winter season trends in permits issued



2009-2010 Special CWD Deer Season Results

Length: 7 days (concurrent with Late-Winter Season)

Number of Counties Open: 5 (Boone, Winnebago, McHenry, DeKalb, Kane)

Special Regulations: Legal weapons were shotguns, muzzleloaders, or handguns. County-specific antlerless-only permits available OTC without limit to residents and nonresidents. Unfilled firearm, muzzleloader, and youth permits valid for open counties may be used during this season as long as the hunter uses only the weapon(s) allowed by that permit, and only harvests the sex of deer allowed by that permit. The limit of 2 antlered deer was waived during this season.

Harvest: 472

Season Record: 874 (Jan. 2007)

Harvest Sex Ratio: 33.9% male: 66.1% female (14.4% antlered: 85.6% antlerless)

Harvest Age/Sex Summary (All Seasons)

At mandatory check stations, age and sex of harvested deer were recorded by IDNR wildlife biologists. For all other deer reported via the automated harvest reporting system, deer were placed into age classes based on morphological data reported by the hunter. Age classes were female adult (≥ 1.5 years), female fawn, male adult (≥ 2.5 years), male yearling (1.5 years), and male fawn.

2009 Illinois deer harvest composition by season by sex/age class ¹							
Sex/Age Class	Archery	Youth	Firearm	Muzzleloader	Late-Winter	CWD	All Seasons
Female adult	41.0%	39.3%	35.4%	47.7%	60.3%	51.5%	40.0%
Female fawn	9.6%	12.5%	9.6%	11.1%	18.1%	14.6%	10.5%
Male adult	24.1%	10.2%	25.9%	19.0%	1.3%	9.1%	22.6%
Male yearling	15.4%	25.3%	16.2%	8.1%	1.6%	8.3%	14.5%
Male fawn	9.9%	12.7%	13.0%	14.2%	18.7%	16.5%	12.5%
Total Harvest	64,819	2,409	99,755	4,745	17,434	472	189,634

¹ Only harvested deer for which there was complete age/sex information were used in calculating percentages.

Age structure of antlered bucks in the 2009 Illinois deer harvest ¹			
	Archery Season	All Gun Seasons	All Harvest
Male yearling (1.5 years)	39.0%	39.0%	39.0%
Male adult (≥ 2.5 years)	61.0%	61.0%	61.0%

¹ Only harvested deer for which there was complete age/sex information were used in calculating percentages.

Proportion of antlered deer harvest by number of antler points								
	Number of Points							
	Spike	3-4	5-6	7-8	9-10	11-12	13-14	>14
Archery Season	2.4%	6.1%	10.6%	37.4%	30.1%	9.3%	2.7%	1.4%
All Gun Seasons	5.1%	10.4%	15.5%	38.7%	22.2%	5.9%	1.5%	0.6%
All Seasons	4.1%	8.8%	13.7%	38.2%	25.1%	7.1%	1.9%	0.9%

2009 ILLINOIS COUNTY DEER HARVEST BY SEX FOR EACH SEASON (state sites included in county totals)

County	Youth			Muzzleloader			Late-Winter/CWD			Firearm			Archery			All Seasons		
	M	F	Total	M	F	Total	M	F	Total	M	F	Total	M	F	Total	M	F	Total
Adams	36	45	81	31	50	81	125	438	563	1310	1172	2482	780	628	1408	2282	2333	4615
Alexander	4	0	4	17	16	33	0	0	0	370	214	584	115	160	275	506	390	896
Bond	7	16	23	14	16	30	25	81	106	419	424	843	223	206	429	688	743	1431
Boone	4	4	8	3	5	8	13	34	47	87	72	159	102	67	169	209	182	391
Brown	13	21	34	28	44	72	109	284	393	729	751	1480	502	386	888	1381	1486	2867
Bureau	11	14	25	41	56	97	98	351	449	702	584	1286	461	431	892	1313	1436	2749
Callhoun	21	21	42	33	60	93	75	291	366	681	705	1386	534	548	1082	1344	1625	2969
Carroll	12	9	21	16	40	56	65	169	234	536	493	1029	308	327	635	937	1038	1975
Cass	4	13	17	18	22	40	31	108	139	384	347	731	316	320	636	753	810	1563
Champaign	4	7	11	19	25	44	0	0	0	166	122	288	207	203	410	396	357	753
Christian	11	7	18	15	12	27	25	97	122	343	264	607	231	266	497	625	646	1271
Clark	13	16	29	22	40	62	26	166	192	745	583	1328	411	401	812	1217	1206	2423
Clay	12	24	36	15	32	47	45	166	211	734	589	1323	287	342	629	1093	1153	2246
Clinton	12	16	28	13	11	24	14	63	77	445	364	809	209	200	409	693	654	1347
Coles	6	6	12	8	8	16	17	74	91	398	305	703	306	329	635	735	722	1457
Cook	0	0	0	0	0	0	0	0	0	0	0	0	139	84	223	139	84	223
Crawford	9	15	24	10	30	40	40	149	189	658	503	1161	429	409	838	1146	1106	2252
Cumberland	3	10	13	14	12	26	30	81	111	471	420	891	197	204	401	715	727	1442
DeKalb	2	2	4	10	7	17	29	53	82	115	101	216	108	117	225	264	280	544
DeWitt	7	2	9	10	19	29	0	0	0	247	164	411	187	389	576	451	574	1025
Douglas	1	1	2	3	9	12	0	0	0	104	84	188	85	79	164	193	173	366
DuPage	0	0	0	0	0	0	0	0	0	0	0	0	41	31	72	41	31	72
Edgar	12	8	20	14	30	44	20	86	106	457	316	773	240	201	441	743	641	1384
Edwards	0	6	6	9	16	25	13	68	81	322	188	510	102	118	220	446	396	842
Effingham	18	16	34	7	16	23	23	82	105	600	428	1028	231	258	489	879	800	1679
Fayette	29	32	61	21	39	60	76	255	331	1029	883	1912	395	417	812	1550	1626	3176
Ford	2	3	5	4	3	7	0	0	0	81	33	114	40	33	73	127	72	199
Franklin	17	14	31	14	35	49	0	0	0	705	504	1209	344	454	798	1080	1007	2087
Fulton	38	41	79	59	65	124	162	552	714	1396	1219	2615	953	863	1816	2608	2740	5348
Gallatin	8	6	14	10	32	42	0	0	0	402	246	648	197	190	387	617	474	1091
Greene	17	15	32	23	34	57	58	228	286	689	698	1387	364	399	763	1151	1374	2525
Grundy	4	5	9	8	15	23	28	105	133	225	171	396	217	216	433	482	512	994
Hamilton	15	12	27	24	30	54	27	151	178	721	586	1307	260	291	551	1047	1070	2117
Hancock	14	23	37	54	55	109	114	353	467	1019	934	1953	428	381	809	1629	1746	3375
Hardin	14	12	26	18	49	67	0	0	0	605	462	1067	149	188	337	786	711	1497
Henderson	2	2	4	12	15	27	29	105	134	327	274	601	143	112	255	513	508	1021

2009 ILLINOIS COUNTY DEER HARVEST BY SEX FOR EACH SEASON (state sites included in county totals)

County	Youth			Muzzleloader			Late-Winter/CWD			Firearm			Archery			All Seasons		
	M	F	Total	M	F	Total	M	F	Total	M	F	Total	M	F	Total	M	F	Total
Henry	7	5	12	23	33	56	59	135	194	402	297	699	276	270	546	767	740	1507
Iroquois	9	11	20	21	28	49	0	0	0	351	304	655	257	234	491	638	577	1215
Jackson	18	15	33	40	42	82	0	0	0	1249	915	2164	307	439	746	1614	1411	3025
Jasper	19	16	35	28	34	62	0	0	0	690	561	1251	294	363	657	1031	974	2005
Jefferson	36	45	81	46	57	103	79	415	494	1302	1083	2385	668	886	1554	2131	2486	4617
Jersey	13	13	26	19	15	34	42	133	175	493	445	938	287	301	588	854	907	1761
JoDaviess	23	27	50	52	62	114	172	472	644	1205	1091	2296	545	515	1060	1997	2167	4164
Johnson	13	18	31	24	43	67	40	182	222	1089	685	1774	263	349	612	1429	1277	2706
Kane	1	0	1	1	2	3	4	25	29	34	20	54	232	178	410	272	225	497
Kankakee	2	2	4	5	9	14	0	0	0	129	82	211	188	156	344	324	249	573
Kendall	2	1	3	7	7	14	0	0	0	69	28	97	138	135	273	216	171	387
Knox	16	21	37	33	52	85	102	308	410	795	636	1431	510	494	1004	1456	1511	2967
Lake	0	0	0	0	0	0	0	0	0	0	3	3	297	192	489	297	195	492
LaSalle	12	18	30	23	48	71	85	338	423	629	503	1132	597	694	1291	1346	1601	2947
Lawrence	2	5	7	13	15	28	19	89	108	386	284	670	231	206	437	651	599	1250
Lee	9	9	18	19	28	47	0	0	0	345	330	675	239	275	514	612	642	1254
Livingston	2	6	8	11	19	30	0	0	0	262	221	483	172	161	333	447	407	854
Logan	3	1	4	9	10	19	25	87	112	235	161	396	136	130	266	408	389	797
Macon	5	6	11	16	16	32	0	0	0	200	118	318	248	332	580	469	472	941
Macoupin	25	22	47	25	31	56	63	209	272	940	798	1738	480	473	953	1533	1533	3066
Madison	16	10	26	16	17	33	24	111	135	525	416	941	497	541	1038	1078	1095	2173
Marion	26	42	68	25	43	68	61	273	334	1114	884	1998	555	601	1156	1781	1843	3624
Marshall	12	11	23	19	16	35	33	114	147	409	353	762	221	173	394	694	667	1361
Mason	14	14	28	21	13	34	22	84	106	353	292	645	216	201	417	626	604	1230
Massac	5	6	11	7	34	41	0	0	0	372	293	665	142	190	332	526	523	1049
McDonough	13	9	22	21	43	64	58	221	279	578	532	1110	327	283	610	997	1088	2085
McHenry	2	2	4	7	11	18	43	79	122	199	176	375	366	255	621	617	523	1140
McLean	10	10	20	18	31	49	47	146	193	387	286	673	272	313	585	734	786	1520
Menard	2	6	8	10	16	26	16	99	115	244	205	449	172	192	364	444	518	962
Mercer	5	7	12	17	33	50	52	130	182	476	395	871	221	190	411	771	755	1526
Monroe	8	12	20	12	12	24	12	82	94	602	487	1089	141	136	277	775	729	1504
Montgomery	16	11	27	22	15	37	28	148	176	695	495	1190	365	372	737	1126	1041	2167
Morgan	15	8	23	15	24	39	38	131	169	566	528	1094	336	305	641	970	996	1966
Moultrie	5	12	17	9	19	28	0	0	0	155	140	295	149	204	353	318	375	693
Ogle	14	7	21	23	35	58	111	225	336	578	532	1110	456	375	831	1182	1174	2356
Peoria	23	20	43	35	34	69	100	333	433	779	735	1514	612	695	1307	1549	1817	3366

2009 ILLINOIS COUNTY DEER HARVEST BY SEX FOR EACH SEASON (state sites included in county totals)

County	Youth			Muzzleloader			Late-Winter/CWD			Firearm			Archery			All Seasons		
	M	F	Total	M	F	Total	M	F	Total	M	F	Total	M	F	Total	M	F	Total
Perry	19	12	31	14	23	37	53	232	285	779	567	1346	311	294	605	1176	1128	2304
Piatt	4	2	6	6	4	10	0	0	0	111	86	197	111	123	234	232	215	447
Pike	57	63	120	113	136	249	233	717	950	1661	1611	3272	1802	1773	3575	3866	4300	8166
Pope	2	5	7	24	39	63	0	0	0	1134	646	1780	374	388	762	1534	1078	2612
Pulaski	1	6	7	13	23	36	0	0	0	401	328	729	118	159	277	533	516	1049
Putnam	5	4	9	16	21	37	42	132	174	273	291	564	149	213	362	485	661	1146
Randolph	37	40	77	28	54	82	48	334	382	1255	1007	2262	388	489	877	1756	1924	3680
Richland	10	8	18	8	14	22	24	106	130	465	415	880	206	220	426	713	763	1476
Rock Island	10	10	20	27	16	43	68	207	275	499	415	914	340	334	674	944	982	1926
Saline	13	12	25	24	33	57	30	149	179	581	393	974	247	253	500	895	840	1735
Sangamon	19	11	30	17	28	45	41	132	173	478	353	831	373	444	817	928	968	1896
Schuyler	18	18	36	32	61	93	85	346	431	850	837	1687	544	444	988	1529	1706	3235
Scott	3	7	10	17	10	27	15	77	92	274	287	561	124	120	244	433	501	934
Shelby	11	23	34	15	38	53	40	173	213	805	638	1443	351	401	752	1222	1273	2495
Stark	4	5	9	5	17	22	14	51	65	185	121	306	73	79	152	281	273	554
St. Clair	9	16	25	15	25	40	23	107	130	532	390	922	330	382	712	909	920	1829
Stephenson	10	7	17	16	21	37	68	194	262	523	416	939	295	231	526	912	869	1781
Tazewell	12	9	21	11	20	31	44	134	178	386	351	737	350	398	748	803	912	1715
Union	14	18	32	35	44	79	58	253	311	1050	744	1794	322	447	769	1479	1506	2985
Vermilion	16	10	26	30	23	53	52	238	290	466	358	824	587	573	1160	1151	1202	2353
Wabash	6	0	6	4	7	11	6	32	38	182	128	310	117	105	222	315	272	587
Warren	2	1	3	8	21	29	28	100	128	315	299	614	166	132	298	519	553	1072
Washington	5	8	13	17	21	38	0	0	0	654	521	1175	200	206	406	876	756	1632
Wayne	21	21	42	31	51	82	87	398	485	1015	877	1892	487	520	1007	1641	1867	3508
White	17	10	27	21	40	61	39	241	280	589	455	1044	335	320	655	1001	1066	2067
Whiteside	11	7	18	21	29	50	51	144	195	386	387	773	267	256	523	736	823	1559
Will	2	7	9	16	11	27	0	0	0	210	156	366	505	451	956	733	625	1358
Williamson	23	16	39	22	28	50	0	0	0	956	678	1634	354	399	753	1355	1121	2476
Winnebago	5	5	10	12	11	23	71	121	192	267	205	472	263	179	442	618	521	1139
Woodford	10	15	25	28	26	54	55	202	257	511	426	937	318	368	686	922	1037	1959
Totals	1161	1248	2409	1955	2790	4745	3927	13979	17906	54852	44903	99755	32061	32758	64819	93956	95678	189634
Percent	48%	52%		41%	59%		22%	78%		55%	45%		49%	51%		50%	50%	