

SUMMARY OF 2016-2017 ILLINOIS DEER SEASONS

Forest Wildlife Program, Illinois Department of Natural Resources



General Information

Season Dates:

Archery Season: Oct. 1, 2016-Jan. 15, 2017; closed during firearm deer season in counties open to firearm deer hunting

Youth Season: Oct. 8-10, 2016 (hunting also allowed during 1st firearm season, Nov. 18-20, 2016)

Firearm Season: Nov. 18-20, 2016 and Dec. 1-4, 2016

Muzzleloader Season: Dec. 9-11, 2016 (hunting also allowed during 2nd firearm season, Dec. 1-4, 2016)

Late-Winter Antlerless Season/CWD Season: Dec. 29, 2016 - Jan. 1, 2017 and Jan. 13-15, 2017

Total Days of Deer Hunting: 107

Bag Limit: One deer per legal permit, with no set limit for total number of deer allowed. No more than 2 antlered deer during the year, except additional antlered deer may be taken during the special CWD season only.

Significant Changes: Four counties previously open to Late Winter Season hunting were closed to that season, while one county was added. Archery equipment was legalized for use during the 7-day firearm season for hunters with a valid firearm deer permit hunting only on private land.

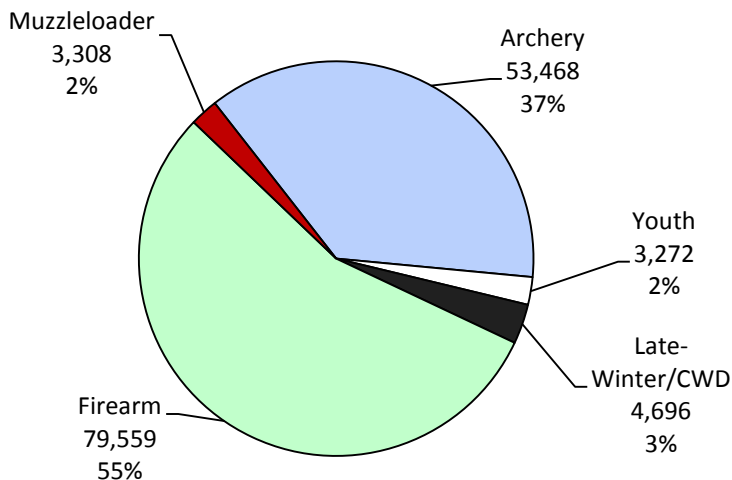
Harvest Reporting: Successful deer hunters were required to register their harvest by 10 p.m. on the same calendar day as the deer was taken by using an automated harvest reporting system (telephone or internet). The only exception to automated harvest reporting occurred in select northern Illinois counties during the firearm deer season, where mandatory check stations were staffed by IDNR biologists to collect tissue samples for CWD surveillance.

Total Harvest (all seasons): 144,303

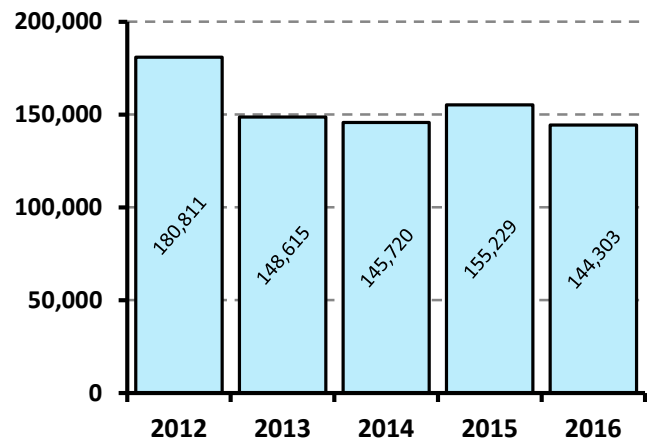
Record Harvest: 201,209 (2005)

Harvest Sex Ratio (all seasons): 55.5% male: 45.5% female; (45.4% antlered: 54.6% antlerless)

2016-2017 Illinois deer harvest by season



Recent deer harvest trends (all seasons)



Permitting

IDNR's Permit Office issued 564,880 deer permits for all seasons, including both lottery-issued permits and over-the-counter permits. This represents a decrease (-2.14%) from the 577,244 permits issued for 2015. Decreases occurred in all seasons except the Youth season (+7.3%).

| Number and types of permits issued for the 2016-2017 deer seasons | | | | |
|--|-----------------------------------|--------------------------------------|----------------------|----------------------------|
| Archery | Number of Resident Permits | Number of Nonresident Permits | Total Permits | Percent Nonresident |
| Landowner POH Permit, Either-Sex ¹ | 31,626 | 984 | 32,610 | 3.02% |
| Landowner POH Permit, Antlerless-only ¹ | 31,626 | 984 | 32,610 | 3.02% |
| Single Either-Sex Permit | 318 | 0 | 318 | 0.00% |
| Single Antlerless-Only Permit | 3,964 | 2,945 | 6,909 | 42.63% |
| Combination OTC Permit (1 ES + 1 AO) | 116,912 | 16,069 | 132,981 | 12.08% |
| TOTAL | 184,446 | 20,982 | 205,428 | 10.21% |
| Firearm | | | | |
| Landowner POH Permit, Either-Sex ¹ | 37,436 | 1,241 | 38,677 | 3.21% |
| Landowner POH Permit, Antlerless-only ¹ | 37,425 | 902 | 38,327 | 2.35% |
| Landowner Countywide Hunting Permit | 0 | 0 | 0 | 0.00% |
| Full-season Either-Sex Permit | 147,531 | 8,384 | 155,915 | 5.38% |
| Full-season Antlerless-only Permit | 73,005 | 7,019 | 80,024 | 8.77% |
| First-season Either-Sex Permit | 717 | 2 | 719 | 0.28% |
| First-season Antlerless-only Permit | 347 | 0 | 347 | 0.00% |
| Second-season Either-Sex Permit | 958 | 0 | 958 | 0.00% |
| Second-season Antlerless-only Permit | 63 | 0 | 63 | 0.00% |
| TOTAL | 297,482 | 17,548 | 315,030 | 5.57% |
| Muzzleloader | | | | |
| Either-Sex Permit | 21,933 | 1,330 | 23,263 | 5.72% |
| Antlerless-only Permit | 6,479 | 797 | 7,276 | 10.95% |
| TOTAL | 28,412 | 2,127 | 30,539 | 6.96% |
| Other Seasons | | | | |
| Late Winter Antlerless-only Permit | 1,414 | 0 | 1,414 | 0.00% |
| CWD Antlerless-only Permit ² | 989 | 0 | 989 | 0.00% |
| Youth Either-Sex Permit ² | 11,480 | 0 | 11,480 | 0.00% |
| | | | | |
| Total: All Seasons/Permit Types | 524,223 | 40,657 | 564,880 | 7.20% |

¹ POH = "property only hunting"; a landowner permit that is valid only on the property owned/leased by that landowner

² Permits for these seasons are issued without respect to residency status (i.e., the same permit is issued to both residents & nonresidents)

2016 Archery Deer Season Results

Length: 107 days (100 days in counties open to firearm deer hunting)

Number of Counties Open: 102

Special Regulations: Resident combination permits (one either-sex and one antlerless-only tag) available over-the-counter (OTC) in unlimited quantities. Nonresident combination permits were limited to a quota of 25,000 and issued via lottery with any remaining permits available OTC. Single resident either-sex permits (limit 1 per hunter) were available by application to Permit Office prior to September 1. Single antlerless-only permits were available to both resident and nonresident hunters OTC without limit, with a 2-tiered fee structure for non-residents dependent upon whether an either-sex archery permit was held.

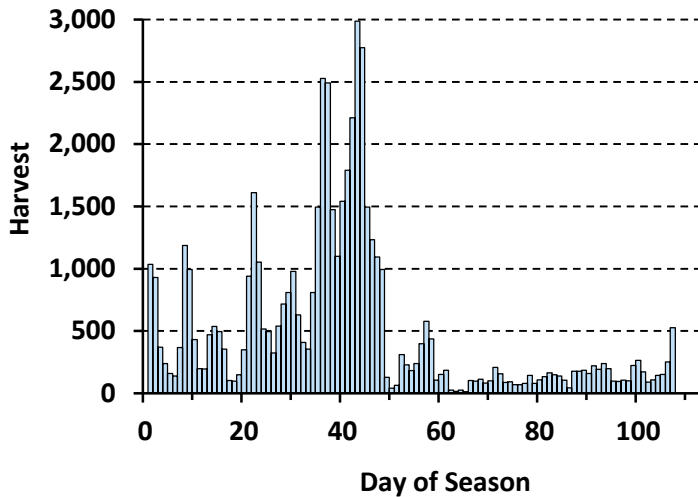
Harvest: 53,468

Season Record: 66,093 (2005)

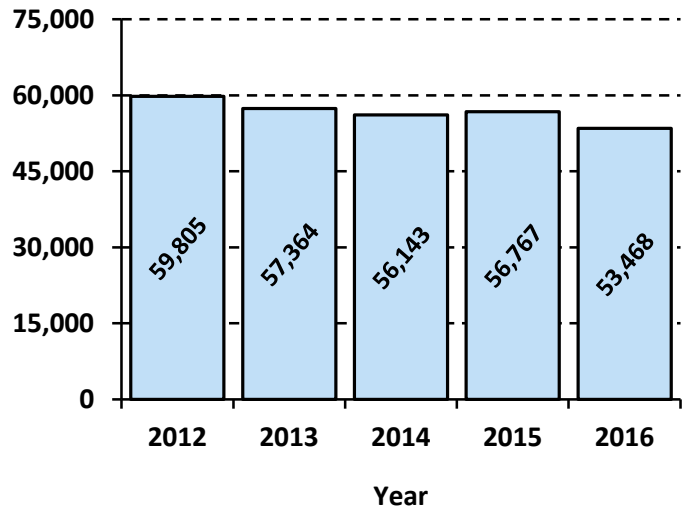
Harvest Sex Ratio: 55.3% male: 44.7% female (47.3% antlered: 52.7% antlerless)

Top 5 Counties: Pike (2,062), Fulton (1,492), Jefferson (1,231), Adams (1,202), Randolph (1,005)

Daily harvest during the 2016 archery deer season



Archery deer season harvest trends



Trends in the number of archery deer season permits issued statewide

| Permit Type | 2012 | 2013 | 2014 | 2015 | 2016 |
|---|----------------|----------------|----------------|----------------|----------------|
| Landowner Property-Only Hunting Permit, Either-Sex | 34,222 | 33,603 | 33,337 | 32,660 | 32,610 |
| Landowner Property-Only Hunting Permit, Antlerless-Only | 34,222 | 33,603 | 33,337 | 32,660 | 32,610 |
| Single Either-Sex Permit | 327 | 340 | 530 | 447 | 318 |
| Single Antlerless-Only Permit | 11,581 | 11,190 | 10,652 | 6,067 | 6,909 |
| Combination Over-the-Counter Permit (double permit) | 139,358 | 137,457 | 134,059 | 136,721 | 132,981 |
| TOTAL | 219,710 | 216,193 | 211,915 | 208,555 | 205,428 |

2016 Firearm Deer Season Results

Length: 7 days (split; one 3-day [Fri-Sun] + one 4-day [Thu-Sun] segment)

Number of Counties Open: 99 (closed in Cook, DuPage, Lake)

Special Regulations: County-specific (or special hunt area-specific) permits issued via lotteries; unallocated permits subsequently available OTC through end of season. Mandatory check stations in effect for 14 northern Illinois counties for chronic wasting disease (CWD) surveillance; other counties used automated harvest reporting. For the first time, archery equipment was legal for use during firearm deer season with a firearm permit on private land.

Weather Conditions: Opening day was unseasonably warm and windy, with thunderstorms in some areas. Temperatures cooled for the remainder of first season, with winds becoming progressively more calm. Second season conditions were generally favorable, with seasonal temperatures and light winds, except on the last day when precipitation fell throughout the day (rain in the south transitioning to heavy snow in the north).

Corn Harvest: Virtually complete (97%), except for a few locations in northern Illinois

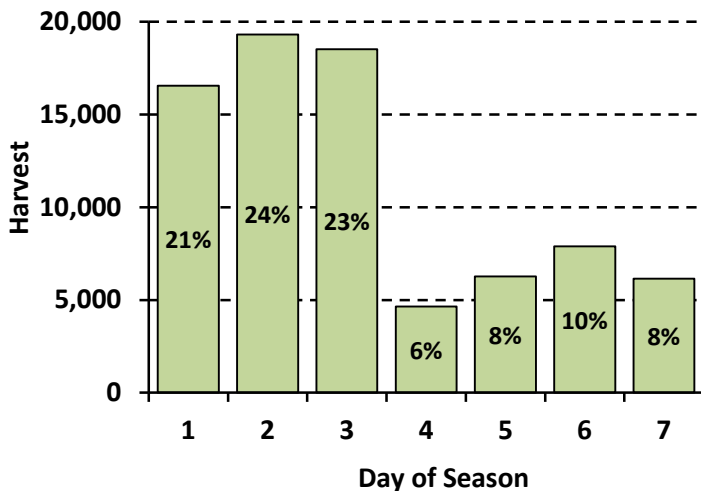
Deer Harvest: 79,559

Season Record: 123,792 (2005)

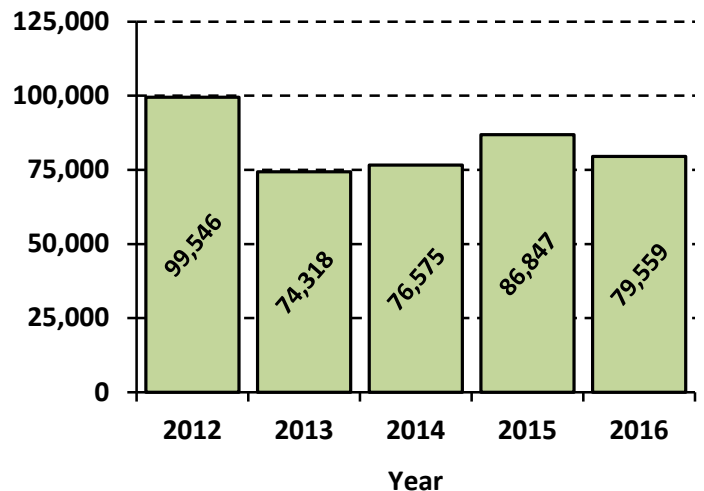
Harvest Sex Ratio: 58.0% male: 42.0% female (47.2% antlered: 52.8% antlerless)

Top 5 Counties: Adams (2,362), Randolph (2,290), Jackson (2,247), Pike (2,131), Fulton (2,013)

Daily harvest during the 2016 firearm deer season



Firearm deer season harvest trends



Trends in the number of firearm deer season permits issued statewide

| Permit Type | 2012 | 2013 | 2014 | 2015 | 2016 |
|---|----------------|----------------|----------------|----------------|----------------|
| Landowner Property-Only Hunting Permit, Either-Sex | 42,978 | 41,288 | 40,466 | 39,183 | 38,677 |
| Landowner Property-Only Hunting Permit, Antlerless-Only | 42,619 | 40,948 | 40,102 | 38,823 | 38,327 |
| Full-season Either-Sex Permit | 163,512 | 162,953 | 157,915 | 155,263 | 155,915 |
| Full-season Antlerless-Only Permit | 107,726 | 103,145 | 92,483 | 87,746 | 80,024 |
| First-season Either-Sex Permit | 727 | 739 | 698 | 718 | 719 |
| First-season Antlerless-Only Permit | 472 | 423 | 397 | 371 | 347 |
| Second-season Either-Sex Permit | 1,102 | 1,100 | 1,025 | 995 | 958 |
| Second-season Antlerless-Only Permit | 129 | 139 | 88 | 56 | 63 |
| TOTAL | 359,265 | 350,735 | 333,174 | 323,155 | 315,030 |

2016 Youth Deer Season Results

Length: 3 days

Number of Counties Open: 99 (closed in Cook, DuPage, and Lake)

Special Regulations: Participation limited to youths under the age of 18 (changed from 16 this year), and hunters must be accompanied by a responsible supervising adult. One county-specific either-sex permit (available OTC) or one special hunt area permit (issued via lottery) allowed per hunter. Beginning this year, unfilled youth permits were also valid during 1st segment of firearm deer season.

Harvest: 3,272 (new record)

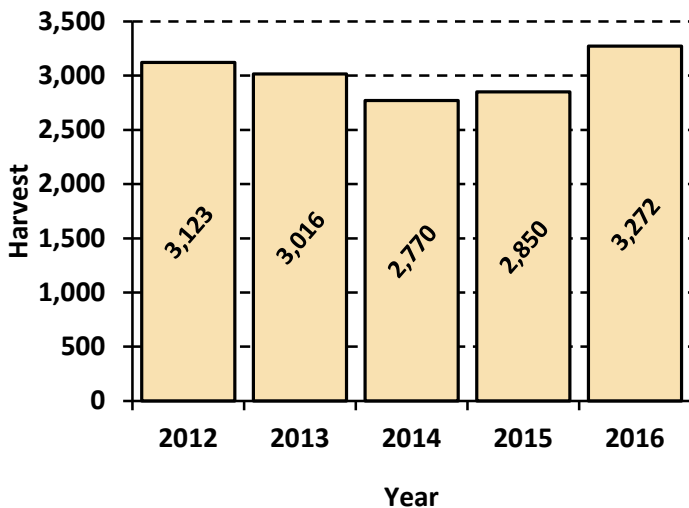
Previous Record: 3,123 (2012)

Harvest Sex Ratio: 49.8% male: 50.2% female (41.5% antlered: 58.5% antlerless)

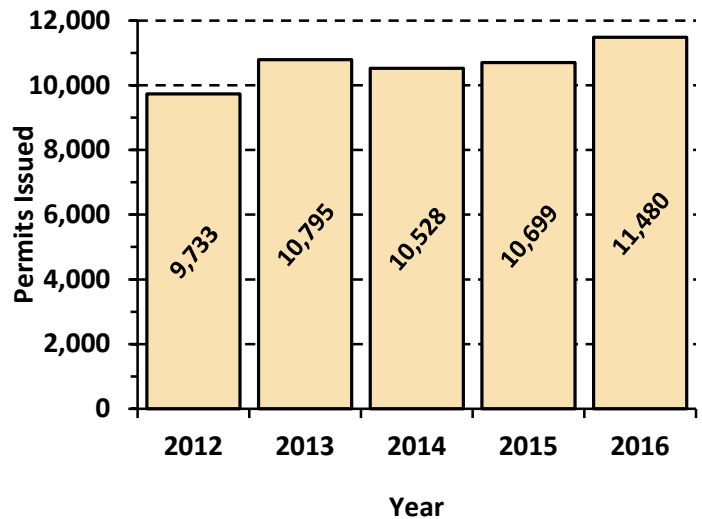
Hunter Success Rate: 28.5%

Top 5 Counties: Pike (131), Randolph (130), Jackson (98), Jefferson (93), Adams (89)

Youth deer season harvest trends



Youth deer season trends in permits issued



2016 Muzzleloader Deer Season Results

Length: 3 days

Number of Counties Open: 99 (closed in Cook, DuPage, Lake)

Special Regulations: County-specific (or special hunt area-specific) permits issued via lotteries; unallocated permits subsequently available OTC through end of season. Hunters with muzzleloader permits were also allowed to hunt with a muzzleloader during the 2nd Firearm Deer Season (4 days). Recipients of landowner permits (for their own property only) valid during the Firearm Deer Season could use those unfilled permits during the Muzzleloader Deer Season so long as they used a muzzleloading rifle.

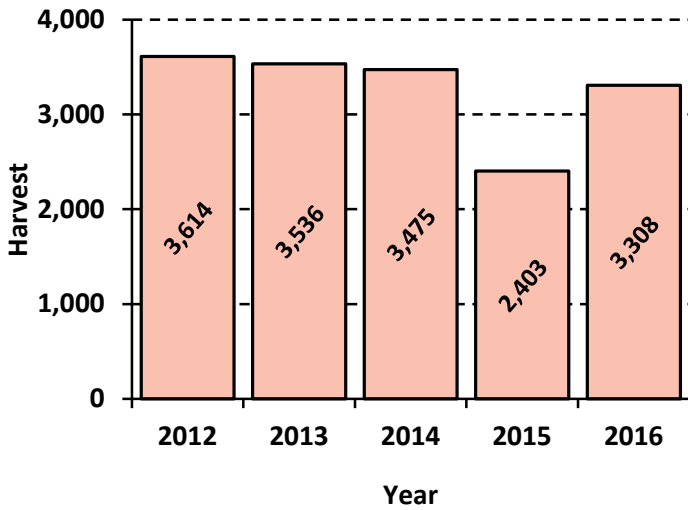
Harvest: 3,308

Season Record: 5,973 (2006)

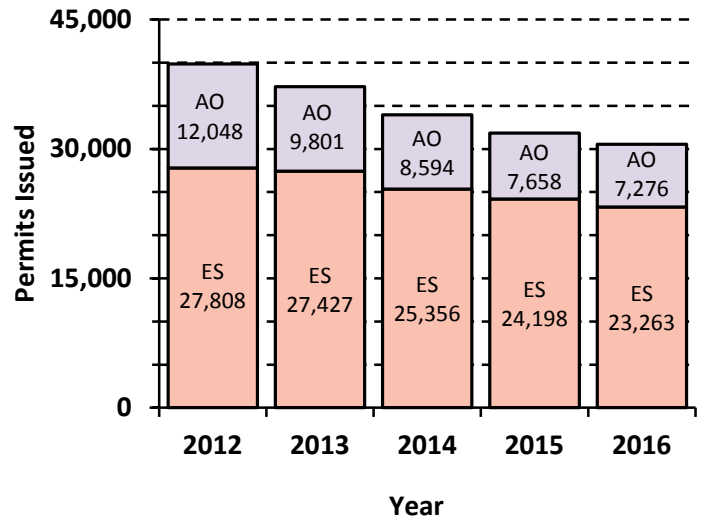
Harvest Sex Ratio: 43.5% male: 56.5% female (31.9% antlered: 68.1% antlerless)

Top 5 Counties: Pike (160), Adams (105), Fulton (92), Randolph (88), Jefferson (84)

Muzzleloader deer season harvest trends



Muzzleloader deer season trends in permits issued



2016-2017 Late-Winter Deer Season Results

Length: 7 days

Number of Counties Open: 24 (3 fewer than during 2015-16 season)

Special Regulations: Legal weapons were shotguns, muzzleloaders, or handguns. County-specific resident antlerless-only permits available OTC from license vendors (unlimited availability). Hunters with unfilled permits for the Firearm, Muzzleloader, or Youth deer seasons were allowed to hunt the Late Winter Deer Season to harvest antlerless deer, so long as the permit was issued for an open county. Persons with an unfilled Muzzleloader Season permit must use a muzzleloading rifle.

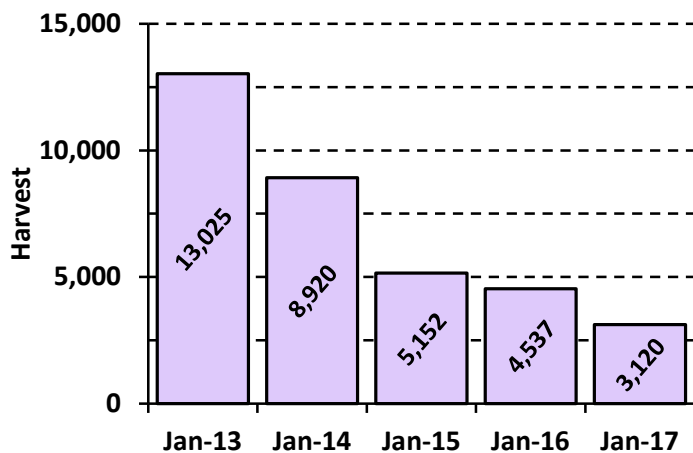
Harvest: 3,120

Season Record: 17,434 (Jan. 2010)

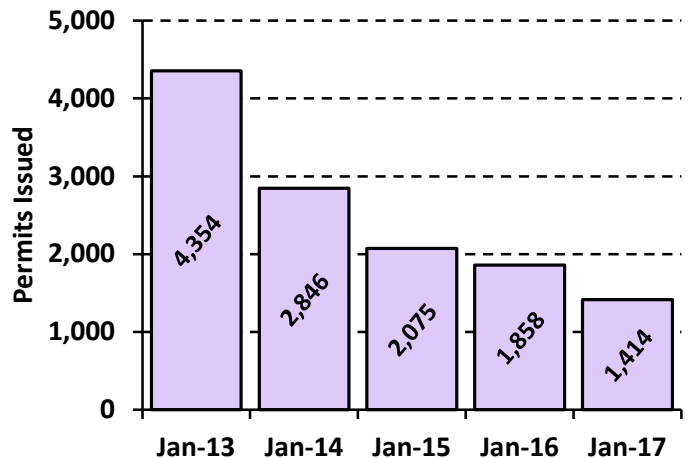
Harvest Sex Ratio: 20.1% male: 79.9% female

Top 5 Counties: Fulton (337), Perry (261), Brown (231), Schuyler (214), White (169)

Late-Winter deer season harvest trends



Late-Winter season trends in permits issued



2016-2017 Special CWD Deer Season Results

Length: 7 days (concurrent with Late-Winter Season)

Number of Counties Open: 14 (Boone, DeKalb, Grundy, JoDaviess, Kane, Kankakee, Kendall, LaSalle, Livingston, McHenry, Ogle, Stephenson, Will, and Winnebago)

Special Regulations: Legal weapons were shotguns, muzzleloaders, or handguns. County-specific antlerless-only permits available OTC without limit to residents and nonresidents. Unfilled firearm, muzzleloader, and youth permits valid for open counties may be used during this season as long as the hunter uses only the weapon(s) allowed by that permit, and only harvests the sex of deer allowed by that permit. The limit of 2 antlered deer was waived during this season.

Harvest: 1,576

Season Record: 1,825 (Jan. 2016)

Harvest Sex Ratio: 38.5% male: 61.5% female (18.5% antlered: 81.5% antlerless)

Harvest Age/Sex Summary (All Seasons)

At mandatory check stations, age and sex of harvested deer were recorded by IDNR wildlife biologists. For all other deer reported via the automated harvest reporting system, deer were placed into age classes based on morphological data reported by the hunter. Age classes were female adult (≥ 1.5 years), female fawn, male adult (≥ 2.5 years), male yearling (1.5 years), and male fawn.

| 2016 Illinois deer harvest composition by season by sex/age class ¹ | | | | | | | |
|--|---------------|--------------|---------------|--------------|--------------|--------------|----------------|
| Sex/Age Class | Archery | Youth | Firearm | Muzzleloader | Late-Winter | CWD | All Seasons |
| Female adult | 37.7% | 42.9% | 34.4% | 47.6% | 65.6% | 51.8% | 37.0% |
| Female fawn | 6.9% | 7.2% | 7.6% | 8.9% | 14.3% | 9.6% | 7.6% |
| Male adult | 29.5% | 16.5% | 28.6% | 21.9% | 0.8% | 10.9% | 27.7% |
| Male yearling | 17.8% | 25.0% | 18.7% | 10.0% | 0.7% | 10.5% | 17.8% |
| Male fawn | 8.0% | 8.4% | 10.8% | 11.6% | 18.6% | 17.1% | 9.9% |
| Total Harvest | 53,468 | 3,272 | 79,559 | 3,308 | 3,120 | 1,576 | 144,303 |

¹ Only harvested deer for which there was complete age/sex information were used in calculating percentages.

| Age structure of antlered bucks in the 2016 Illinois deer harvest ¹ | | | |
|--|----------------|-----------------|-------------|
| | Archery Season | All Gun Seasons | All Harvest |
| Male yearling (1.5 years) | 37.6% | 40.0% | 39.1% |
| Male adult (≥ 2.5 years) | 62.4% | 60.0% | 60.9% |

¹ Only harvested deer for which there was complete age/sex information were used in calculating percentages.

| Proportion of antlered deer harvest by number of antler points | | | | | | | | |
|--|------------------|------|-------|-------|-------|-------|-------|------|
| | Number of Points | | | | | | | |
| | Spike | 3-4 | 5-6 | 7-8 | 9-10 | 11-12 | 13-14 | >14 |
| Archery Season | 6.5% | 6.3% | 9.8% | 34.6% | 29.1% | 9.7% | 2.4% | 1.2% |
| All Gun Seasons | 8.6% | 9.9% | 13.6% | 36.4% | 23.0% | 6.4% | 1.6% | 0.7% |
| All Seasons | 7.8% | 8.5% | 12.1% | 35.7% | 25.4% | 7.6% | 1.9% | 0.9% |

2016 ILLINOIS COUNTY DEER HARVEST BY SEX FOR EACH SEASON (state sites included in county totals)

| County | Youth | | | Muzzleloader | | | Late-Winter/CWD | | | Firearm | | | Archery | | | All Seasons | | |
|------------|-------|----|-------|--------------|----|-------|-----------------|-----|-------|---------|------|-------|---------|-----|-------|-------------|------|-------|
| | M | F | Total | M | F | Total | M | F | Total | M | F | Total | M | F | Total | M | F | Total |
| Adams | 56 | 33 | 89 | 39 | 66 | 105 | 0 | 0 | 0 | 1293 | 1069 | 2362 | 682 | 520 | 1202 | 2070 | 1688 | 3758 |
| Alexander | 7 | 5 | 12 | 12 | 16 | 28 | 0 | 0 | 0 | 265 | 159 | 424 | 93 | 71 | 164 | 377 | 251 | 628 |
| Bond | 13 | 15 | 28 | 3 | 11 | 14 | 0 | 0 | 0 | 305 | 274 | 579 | 169 | 159 | 328 | 490 | 459 | 949 |
| Boone | 0 | 1 | 1 | 2 | 0 | 2 | 17 | 21 | 38 | 74 | 47 | 121 | 71 | 46 | 117 | 164 | 115 | 279 |
| Brown | 37 | 22 | 59 | 18 | 39 | 57 | 36 | 195 | 231 | 529 | 438 | 967 | 499 | 323 | 822 | 1119 | 1017 | 2136 |
| Bureau | 12 | 17 | 29 | 28 | 37 | 65 | 0 | 0 | 0 | 565 | 436 | 1001 | 363 | 271 | 634 | 968 | 761 | 1729 |
| Calhoun | 35 | 19 | 54 | 26 | 20 | 46 | 0 | 0 | 0 | 430 | 363 | 793 | 370 | 264 | 634 | 861 | 666 | 1527 |
| Carroll | 11 | 15 | 26 | 7 | 19 | 26 | 25 | 78 | 103 | 441 | 309 | 750 | 302 | 239 | 541 | 786 | 660 | 1446 |
| Cass | 9 | 12 | 21 | 12 | 15 | 27 | 0 | 0 | 0 | 366 | 318 | 684 | 287 | 243 | 530 | 674 | 588 | 1262 |
| Champaign | 7 | 9 | 16 | 5 | 10 | 15 | 0 | 0 | 0 | 163 | 64 | 227 | 159 | 137 | 296 | 334 | 220 | 554 |
| Christian | 22 | 20 | 42 | 12 | 14 | 26 | 0 | 0 | 0 | 346 | 262 | 608 | 224 | 202 | 426 | 604 | 498 | 1102 |
| Clark | 24 | 19 | 43 | 27 | 25 | 52 | 28 | 129 | 157 | 591 | 407 | 998 | 430 | 325 | 755 | 1100 | 905 | 2005 |
| Clay | 17 | 20 | 37 | 13 | 18 | 31 | 20 | 59 | 79 | 632 | 459 | 1091 | 268 | 251 | 519 | 950 | 807 | 1757 |
| Clinton | 4 | 11 | 15 | 3 | 4 | 7 | 0 | 0 | 0 | 395 | 232 | 627 | 177 | 137 | 314 | 579 | 384 | 963 |
| Coles | 7 | 10 | 17 | 10 | 9 | 19 | 0 | 0 | 0 | 333 | 217 | 550 | 280 | 247 | 527 | 630 | 483 | 1113 |
| Cook | 0 | 0 | 0 | 0 | 0 | 0 | 0 | 0 | 0 | 0 | 0 | 0 | 73 | 35 | 108 | 73 | 35 | 108 |
| Crawford | 14 | 16 | 30 | 11 | 16 | 27 | 24 | 72 | 96 | 537 | 412 | 949 | 429 | 348 | 777 | 1015 | 864 | 1879 |
| Cumberland | 16 | 16 | 32 | 8 | 16 | 24 | 0 | 0 | 0 | 401 | 307 | 708 | 181 | 182 | 363 | 606 | 521 | 1127 |
| DeKalb | 3 | 3 | 6 | 1 | 1 | 2 | 17 | 12 | 29 | 91 | 48 | 139 | 113 | 64 | 177 | 225 | 128 | 353 |
| DeWitt | 12 | 5 | 17 | 5 | 10 | 15 | 0 | 0 | 0 | 196 | 160 | 356 | 174 | 254 | 428 | 387 | 429 | 816 |
| Douglas | 5 | 1 | 6 | 3 | 4 | 7 | 0 | 0 | 0 | 87 | 51 | 138 | 79 | 54 | 133 | 174 | 110 | 284 |
| DuPage | 0 | 0 | 0 | 0 | 0 | 0 | 0 | 0 | 0 | 0 | 0 | 0 | 18 | 17 | 35 | 18 | 17 | 35 |
| Edgar | 16 | 11 | 27 | 5 | 14 | 19 | 12 | 75 | 87 | 340 | 226 | 566 | 218 | 152 | 370 | 591 | 478 | 1069 |
| Edwards | 11 | 7 | 18 | 8 | 9 | 17 | 0 | 0 | 0 | 241 | 171 | 412 | 111 | 98 | 209 | 371 | 285 | 656 |
| Effingham | 20 | 19 | 39 | 8 | 18 | 26 | 0 | 0 | 0 | 465 | 342 | 807 | 242 | 180 | 422 | 735 | 559 | 1294 |
| Fayette | 23 | 40 | 63 | 20 | 23 | 43 | 0 | 0 | 0 | 843 | 658 | 1501 | 369 | 285 | 654 | 1255 | 1006 | 2261 |
| Ford | 2 | 3 | 5 | 2 | 2 | 4 | 0 | 0 | 0 | 79 | 45 | 124 | 22 | 21 | 43 | 105 | 71 | 176 |
| Franklin | 32 | 20 | 52 | 24 | 36 | 60 | 0 | 0 | 0 | 748 | 549 | 1297 | 449 | 517 | 966 | 1253 | 1122 | 2375 |
| Fulton | 40 | 46 | 86 | 49 | 43 | 92 | 80 | 257 | 337 | 1119 | 894 | 2013 | 899 | 593 | 1492 | 2187 | 1833 | 4020 |
| Gallatin | 8 | 11 | 19 | 11 | 11 | 22 | 0 | 0 | 0 | 281 | 189 | 470 | 150 | 104 | 254 | 450 | 315 | 765 |
| Greene | 20 | 31 | 51 | 22 | 19 | 41 | 0 | 0 | 0 | 559 | 496 | 1055 | 345 | 305 | 650 | 946 | 851 | 1797 |
| Grundy | 3 | 3 | 6 | 8 | 5 | 13 | 30 | 42 | 72 | 177 | 119 | 296 | 159 | 135 | 294 | 377 | 304 | 681 |
| Hamilton | 19 | 18 | 37 | 22 | 17 | 39 | 23 | 122 | 145 | 673 | 494 | 1167 | 293 | 337 | 630 | 1030 | 988 | 2018 |
| Hancock | 26 | 24 | 50 | 40 | 36 | 76 | 0 | 0 | 0 | 899 | 740 | 1639 | 445 | 276 | 721 | 1410 | 1076 | 2486 |
| Hardin | 8 | 8 | 16 | 14 | 30 | 44 | 0 | 0 | 0 | 524 | 366 | 890 | 221 | 178 | 399 | 767 | 582 | 1349 |
| Henderson | 5 | 6 | 11 | 13 | 12 | 25 | 22 | 50 | 72 | 314 | 208 | 522 | 177 | 77 | 254 | 531 | 353 | 884 |

2016 ILLINOIS COUNTY DEER HARVEST BY SEX FOR EACH SEASON (state sites included in county totals)

| County | Youth | | | Muzzleloader | | | Late-Winter/CWD | | | Firearm | | | Archery | | | All Seasons | | |
|------------|-------|----|-------|--------------|----|-------|-----------------|-----|-------|---------|-----|-------|---------|-----|-------|-------------|------|-------|
| | M | F | Total | M | F | Total | M | F | Total | M | F | Total | M | F | Total | M | F | Total |
| Henry | 10 | 7 | 17 | 9 | 11 | 20 | 0 | 0 | 0 | 357 | 235 | 592 | 236 | 195 | 431 | 612 | 448 | 1060 |
| Iroquois | 6 | 5 | 11 | 12 | 20 | 32 | 0 | 0 | 0 | 321 | 197 | 518 | 193 | 159 | 352 | 532 | 381 | 913 |
| Jackson | 51 | 47 | 98 | 21 | 47 | 68 | 0 | 0 | 0 | 1351 | 896 | 2247 | 509 | 488 | 997 | 1932 | 1478 | 3410 |
| Jasper | 17 | 31 | 48 | 8 | 21 | 29 | 0 | 0 | 0 | 543 | 430 | 973 | 261 | 222 | 483 | 829 | 704 | 1533 |
| Jefferson | 50 | 43 | 93 | 33 | 51 | 84 | 0 | 0 | 0 | 1074 | 804 | 1878 | 628 | 603 | 1231 | 1785 | 1501 | 3286 |
| Jersey | 16 | 18 | 34 | 8 | 8 | 16 | 0 | 0 | 0 | 363 | 311 | 674 | 258 | 203 | 461 | 645 | 540 | 1185 |
| JoDaviess | 42 | 33 | 75 | 34 | 50 | 84 | 169 | 331 | 500 | 1058 | 801 | 1859 | 581 | 394 | 975 | 1884 | 1609 | 3493 |
| Johnson | 19 | 20 | 39 | 19 | 27 | 46 | 0 | 0 | 0 | 966 | 674 | 1640 | 288 | 343 | 631 | 1292 | 1064 | 2356 |
| Kane | 0 | 0 | 0 | 1 | 0 | 1 | 2 | 5 | 7 | 17 | 12 | 29 | 159 | 104 | 263 | 179 | 121 | 300 |
| Kankakee | 7 | 3 | 10 | 8 | 6 | 14 | 21 | 34 | 55 | 111 | 75 | 186 | 154 | 127 | 281 | 301 | 245 | 546 |
| Kendall | 3 | 3 | 6 | 2 | 3 | 5 | 5 | 20 | 25 | 67 | 31 | 98 | 94 | 69 | 163 | 171 | 126 | 297 |
| Knox | 15 | 22 | 37 | 13 | 39 | 52 | 42 | 122 | 164 | 675 | 525 | 1200 | 491 | 365 | 856 | 1236 | 1073 | 2309 |
| Lake | 0 | 0 | 0 | 0 | 0 | 0 | 0 | 0 | 0 | 1 | 3 | 4 | 177 | 96 | 273 | 178 | 99 | 277 |
| LaSalle | 8 | 17 | 25 | 19 | 15 | 34 | 60 | 89 | 149 | 428 | 317 | 745 | 376 | 311 | 687 | 891 | 749 | 1640 |
| Lawrence | 5 | 6 | 11 | 17 | 20 | 37 | 0 | 0 | 0 | 346 | 238 | 584 | 251 | 225 | 476 | 619 | 489 | 1108 |
| Lee | 8 | 12 | 20 | 15 | 18 | 33 | 17 | 54 | 71 | 314 | 196 | 510 | 221 | 189 | 410 | 575 | 469 | 1044 |
| Livingston | 7 | 7 | 14 | 4 | 12 | 16 | 12 | 24 | 36 | 237 | 163 | 400 | 106 | 85 | 191 | 366 | 291 | 657 |
| Logan | 15 | 10 | 25 | 11 | 8 | 19 | 0 | 0 | 0 | 217 | 140 | 357 | 144 | 103 | 247 | 387 | 261 | 648 |
| Macon | 8 | 9 | 17 | 11 | 14 | 25 | 0 | 0 | 0 | 162 | 89 | 251 | 204 | 207 | 411 | 385 | 319 | 704 |
| Macoupin | 25 | 43 | 68 | 22 | 27 | 49 | 0 | 0 | 0 | 801 | 603 | 1404 | 494 | 359 | 853 | 1342 | 1032 | 2374 |
| Madison | 15 | 11 | 26 | 12 | 21 | 33 | 17 | 29 | 46 | 361 | 260 | 621 | 366 | 364 | 730 | 771 | 685 | 1456 |
| Marion | 30 | 37 | 67 | 23 | 28 | 51 | 24 | 114 | 138 | 880 | 572 | 1452 | 463 | 405 | 868 | 1420 | 1156 | 2576 |
| Marshall | 13 | 14 | 27 | 10 | 16 | 26 | 0 | 0 | 0 | 296 | 257 | 553 | 201 | 133 | 334 | 520 | 420 | 940 |
| Mason | 9 | 10 | 19 | 12 | 3 | 15 | 0 | 0 | 0 | 268 | 171 | 439 | 188 | 124 | 312 | 477 | 308 | 785 |
| Massac | 5 | 7 | 12 | 8 | 15 | 23 | 0 | 0 | 0 | 341 | 246 | 587 | 161 | 177 | 338 | 515 | 445 | 960 |
| McDonough | 13 | 15 | 28 | 20 | 17 | 37 | 28 | 71 | 99 | 504 | 345 | 849 | 299 | 204 | 503 | 864 | 652 | 1516 |
| McHenry | 4 | 3 | 7 | 8 | 2 | 10 | 42 | 57 | 99 | 182 | 84 | 266 | 326 | 200 | 526 | 562 | 346 | 908 |
| McLean | 15 | 5 | 20 | 9 | 16 | 25 | 10 | 59 | 69 | 303 | 213 | 516 | 253 | 207 | 460 | 590 | 500 | 1090 |
| Menard | 3 | 9 | 12 | 13 | 19 | 32 | 0 | 0 | 0 | 206 | 162 | 368 | 209 | 110 | 319 | 431 | 300 | 731 |
| Mercer | 16 | 17 | 33 | 17 | 15 | 32 | 30 | 115 | 145 | 476 | 390 | 866 | 249 | 166 | 415 | 788 | 703 | 1491 |
| Monroe | 12 | 19 | 31 | 13 | 9 | 22 | 16 | 83 | 99 | 555 | 368 | 923 | 195 | 150 | 345 | 791 | 629 | 1420 |
| Montgomery | 21 | 27 | 48 | 7 | 12 | 19 | 0 | 0 | 0 | 440 | 335 | 775 | 333 | 242 | 575 | 801 | 616 | 1417 |
| Morgan | 12 | 17 | 29 | 10 | 12 | 22 | 0 | 0 | 0 | 424 | 350 | 774 | 295 | 216 | 511 | 741 | 595 | 1336 |
| Moultrie | 10 | 13 | 23 | 3 | 6 | 9 | 0 | 0 | 0 | 129 | 72 | 201 | 126 | 127 | 253 | 268 | 218 | 486 |
| Ogle | 18 | 11 | 29 | 22 | 19 | 41 | 107 | 133 | 240 | 458 | 335 | 793 | 397 | 294 | 691 | 1002 | 792 | 1794 |
| Peoria | 15 | 24 | 39 | 10 | 27 | 37 | 0 | 0 | 0 | 559 | 412 | 971 | 449 | 355 | 804 | 1033 | 818 | 1851 |

2016 ILLINOIS COUNTY DEER HARVEST BY SEX FOR EACH SEASON (state sites included in county totals)

| County | Youth | | | Muzzleloader | | | Late-Winter/CWD | | | Firearm | | | Archery | | | All Seasons | | |
|---------------|-------|------|-------------|--------------|------|-------------|-----------------|------|-------------|---------|-------|--------------|---------|-------|--------------|-------------|-------|---------------|
| | M | F | Total | M | F | Total | M | F | Total | M | F | Total | M | F | Total | M | F | Total |
| Perry | 21 | 27 | 48 | 19 | 21 | 40 | 38 | 223 | 261 | 689 | 521 | 1210 | 411 | 394 | 805 | 1178 | 1186 | 2364 |
| Piatt | 3 | 4 | 7 | 3 | 3 | 6 | 0 | 0 | 0 | 80 | 31 | 111 | 69 | 60 | 129 | 155 | 98 | 253 |
| Pike | 76 | 55 | 131 | 87 | 73 | 160 | 0 | 0 | 0 | 1202 | 929 | 2131 | 1187 | 875 | 2062 | 2552 | 1932 | 4484 |
| Pope | 18 | 16 | 34 | 17 | 31 | 48 | 0 | 0 | 0 | 907 | 525 | 1432 | 400 | 427 | 827 | 1342 | 999 | 2341 |
| Pulaski | 6 | 14 | 20 | 13 | 5 | 18 | 0 | 0 | 0 | 257 | 157 | 414 | 93 | 125 | 218 | 369 | 301 | 670 |
| Putnam | 8 | 6 | 14 | 7 | 12 | 19 | 9 | 39 | 48 | 168 | 167 | 335 | 128 | 108 | 236 | 320 | 332 | 652 |
| Randolph | 56 | 74 | 130 | 30 | 58 | 88 | 0 | 0 | 0 | 1351 | 939 | 2290 | 535 | 470 | 1005 | 1972 | 1541 | 3513 |
| Richland | 13 | 19 | 32 | 12 | 17 | 29 | 0 | 0 | 0 | 386 | 339 | 725 | 210 | 175 | 385 | 621 | 550 | 1171 |
| Rock Island | 16 | 11 | 27 | 16 | 23 | 39 | 21 | 79 | 100 | 457 | 327 | 784 | 349 | 304 | 653 | 859 | 744 | 1603 |
| Saline | 20 | 21 | 41 | 13 | 24 | 37 | 0 | 0 | 0 | 560 | 344 | 904 | 232 | 225 | 457 | 825 | 614 | 1439 |
| Sangamon | 17 | 11 | 28 | 13 | 27 | 40 | 0 | 0 | 0 | 347 | 242 | 589 | 370 | 306 | 676 | 747 | 586 | 1333 |
| Schuyler | 47 | 34 | 81 | 25 | 25 | 50 | 36 | 178 | 214 | 758 | 535 | 1293 | 522 | 326 | 848 | 1388 | 1098 | 2486 |
| Scott | 7 | 9 | 16 | 5 | 7 | 12 | 0 | 0 | 0 | 207 | 178 | 385 | 124 | 77 | 201 | 343 | 271 | 614 |
| Shelby | 17 | 18 | 35 | 15 | 21 | 36 | 24 | 69 | 93 | 687 | 400 | 1087 | 361 | 287 | 648 | 1104 | 795 | 1899 |
| Stark | 2 | 2 | 4 | 2 | 7 | 9 | 0 | 0 | 0 | 108 | 86 | 194 | 64 | 46 | 110 | 176 | 141 | 317 |
| St. Clair | 17 | 15 | 32 | 6 | 7 | 13 | 0 | 0 | 0 | 407 | 255 | 662 | 285 | 245 | 530 | 715 | 522 | 1237 |
| Stephenson | 11 | 3 | 14 | 8 | 9 | 17 | 57 | 103 | 160 | 488 | 355 | 843 | 290 | 184 | 474 | 854 | 654 | 1508 |
| Tazewell | 12 | 13 | 25 | 4 | 10 | 14 | 0 | 0 | 0 | 303 | 216 | 519 | 274 | 204 | 478 | 593 | 443 | 1036 |
| Union | 28 | 34 | 62 | 24 | 39 | 63 | 0 | 0 | 0 | 929 | 644 | 1573 | 344 | 405 | 749 | 1325 | 1122 | 2447 |
| Vermilion | 16 | 9 | 25 | 24 | 22 | 46 | 25 | 72 | 97 | 363 | 219 | 582 | 424 | 321 | 745 | 852 | 643 | 1495 |
| Wabash | 5 | 16 | 21 | 10 | 9 | 19 | 0 | 0 | 0 | 125 | 84 | 209 | 120 | 86 | 206 | 260 | 195 | 455 |
| Warren | 6 | 6 | 12 | 10 | 19 | 29 | 0 | 0 | 0 | 304 | 258 | 562 | 169 | 78 | 247 | 489 | 361 | 850 |
| Washington | 26 | 15 | 41 | 12 | 24 | 36 | 0 | 0 | 0 | 567 | 382 | 949 | 254 | 209 | 463 | 859 | 630 | 1489 |
| Wayne | 32 | 35 | 67 | 20 | 26 | 46 | 0 | 0 | 0 | 898 | 678 | 1576 | 460 | 376 | 836 | 1410 | 1115 | 2525 |
| White | 25 | 17 | 42 | 22 | 15 | 37 | 20 | 149 | 169 | 505 | 326 | 831 | 296 | 212 | 508 | 868 | 719 | 1587 |
| Whiteside | 12 | 7 | 19 | 16 | 15 | 31 | 0 | 0 | 0 | 284 | 292 | 576 | 273 | 208 | 481 | 585 | 522 | 1107 |
| Will | 1 | 4 | 5 | 12 | 19 | 31 | 24 | 36 | 60 | 146 | 87 | 233 | 414 | 315 | 729 | 597 | 461 | 1058 |
| Williamson | 27 | 32 | 59 | 19 | 26 | 45 | 0 | 0 | 0 | 992 | 692 | 1684 | 487 | 498 | 985 | 1525 | 1248 | 2773 |
| Winnebago | 7 | 3 | 10 | 7 | 6 | 13 | 44 | 62 | 106 | 240 | 106 | 346 | 302 | 157 | 459 | 600 | 334 | 934 |
| Woodford | 13 | 19 | 32 | 12 | 11 | 23 | 0 | 0 | 0 | 338 | 258 | 596 | 263 | 211 | 474 | 626 | 499 | 1125 |
| Totals | 1632 | 1640 | 3272 | 1438 | 1870 | 3308 | 1234 | 3462 | 4696 | 46146 | 33413 | 79559 | 29586 | 23882 | 53468 | 80036 | 64267 | 144303 |
| Percent | 49.9 | 50.1 | | 43.5 | 56.5 | | 26.3 | 73.7 | | 58.0 | 42.0 | | 55.3 | 44.7 | | 55.5 | 44.5 | |