



WHITE-TAILED DEER SUMMARY 2019-2020: CUMBERLAND COUNTY

Forest Wildlife Program, Illinois Department of Natural Resources



County Size: 347 square miles

Year Opened to Deer Hunting: 1971

Record Harvest: 1,557 (2011)

Average Harvest (2010-2019): 1,273

Total 2019-2020 Harvest (all seasons): 1,430

Permits issued/quota 2019-2020 (excludes landowner; archery and youth are statewide):

Firearm: 1795/1800 **Muzzle:** 199/210

2019-2020 Harvest Sex Ratio (all seasons):

53% M:47% F;(43% antlered: 57% antlerless)

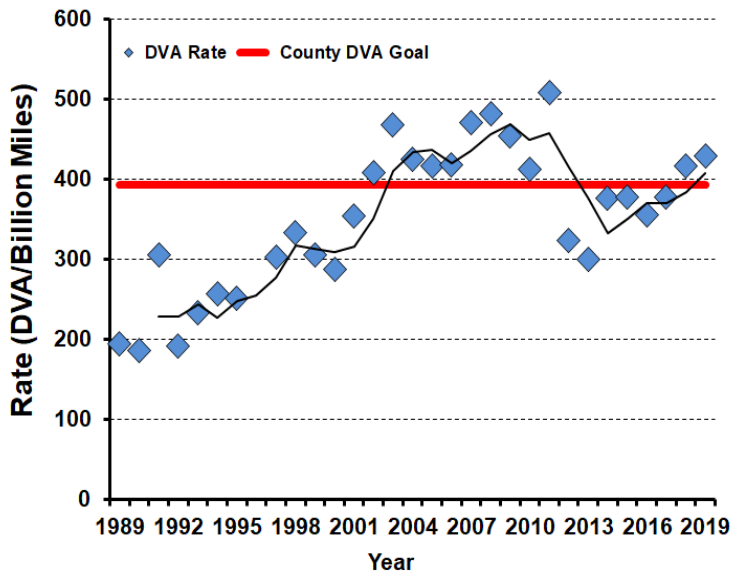
Chronic Wasting Disease Detected: No

Check Station Location: N/A

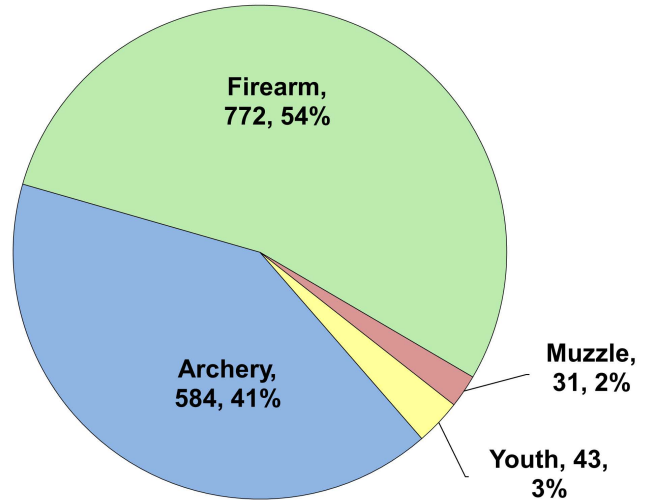
Late Winter/CWD Season in 2020-2021: No.

Deer Vehicle Accident (DVA) rates (accidents per billion miles driven) are used as an index of deer population size. Counties are closed to Late Winter/CWD season if DVA rates remain below goal, unless other factors (excessive crop damage and/or disease issues) are present.

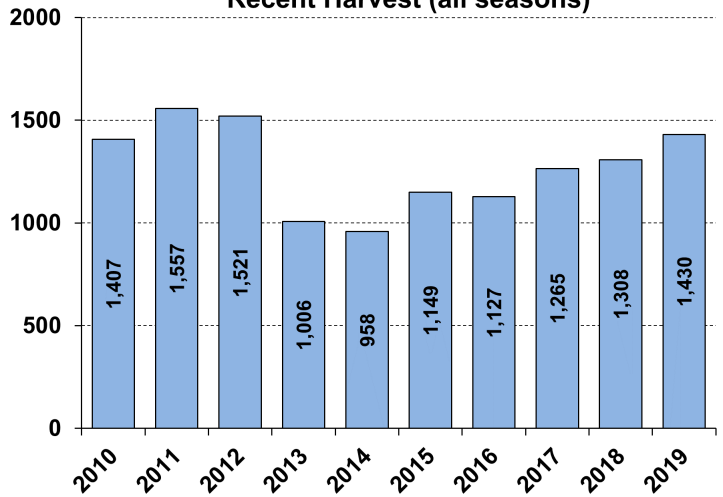
Last year in Late Winter/CWD: 2014



2019-2020 Harvest by Season



Recent Harvest (all seasons)



Recent Archery Harvest by Bow Type

| Type | 2015 | 2016 | 2017 | 2018 | 2019 |
|--------------|------------|------------|------------|------------|------------|
| Compound | 348 | 327 | 301 | 325 | 364 |
| Crossbow | 39 | 31 | 137 | 147 | 214 |
| Traditional | 4 | 5 | 9 | 10 | 6 |
| Total | 391 | 363 | 447 | 482 | 584 |

Age/Sex Composition of Recent Harvest (%)

| | 2015 | 2016 | 2017 | 2018 | 2019 |
|--------------|------|------|------|------|------|
| M - Adult | 25.2 | 25.2 | 27.1 | 28.5 | 27.1 |
| M - Yearling | 17.3 | 16.8 | 18.9 | 16.8 | 16.0 |
| M - Fawn | 10.1 | 11.8 | 11.5 | 9.6 | 10.2 |
| F - Adult | 37.2 | 35.1 | 34.7 | 36.5 | 38.8 |
| F - Fawn | 10.1 | 11.1 | 7.9 | 8.6 | 7.8 |

M - Adult = 2.5 and older; F - Adult = 1.5 and older