



# WHITE-TAILED DEER SUMMARY 2019-2020: SALINE COUNTY

Forest Wildlife Program, Illinois Department of Natural Resources



**County Size:** 387 square miles

**Year Opened to Deer Hunting:** 1957

**Record Harvest:** 1,913 (2010)

**Average Harvest (2010-2019):** 1,657

**Total 2019-2020 Harvest (all seasons):** 1,753

**Permits issued/quota 2019-2020** (excludes landowner; late winter are unlimited):

**Firearm:** 2508/2800 **Muzzle:** 272/300

**Late Winter:** 57

**2019-2020 Harvest Sex Ratio (all seasons):**

54% M: 46% F;(46% antlered: 54% antlerless)

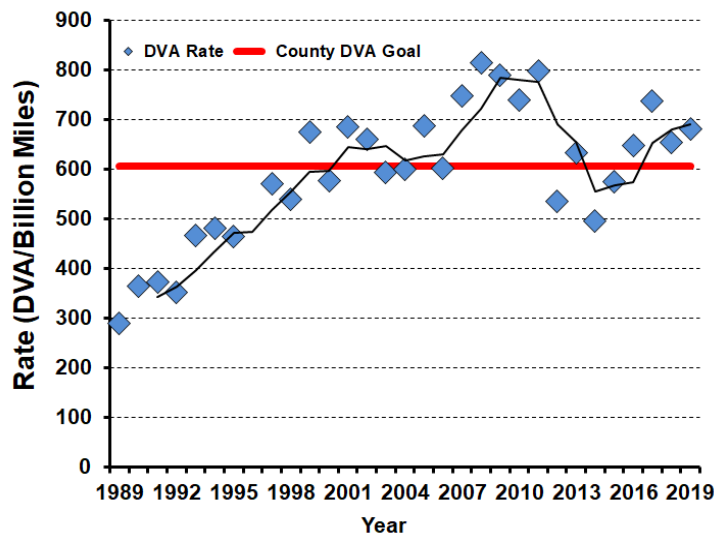
**Chronic Wasting Disease Detected:** No

**Check Station Location:** N/A

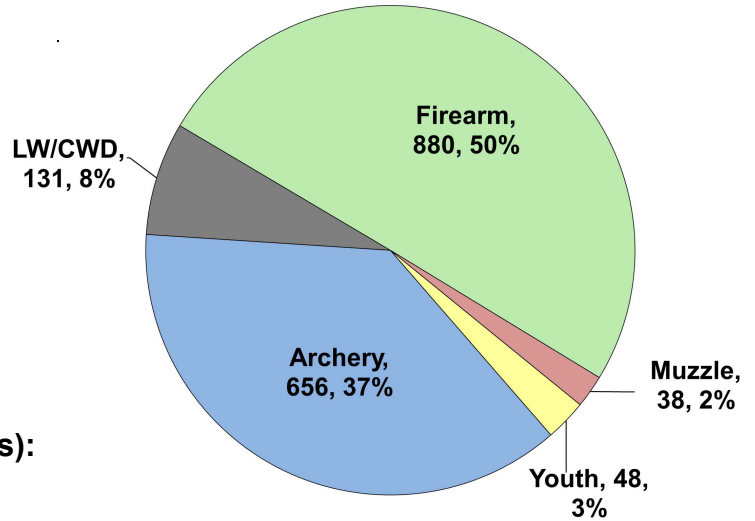
**Late Winter/CWD Season in 2020-2021:** Yes.

Deer Vehicle Accident (DVA) rates (accidents per billion miles driven) are used as an index of deer population size. Counties remain or are added to Late Winter/CWD season if DVA rates are above goal, or other factors (excessive crop damage and/or disease issues) are present.

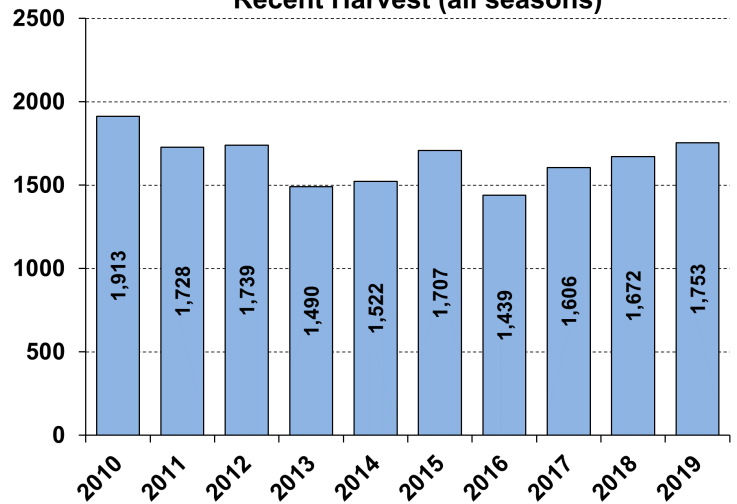
**Time in Late Winter:** 2019 - Present



## 2019-2020 Harvest by Season



## Recent Harvest (all seasons)



## Recent Archery Harvest by Bow Type

Type	2015	2016	2017	2018	2019
Compound	440	386	348	324	334
Crossbow	77	63	185	237	314
Traditional	5	4	8	11	8
<b>Total</b>	<b>522</b>	<b>453</b>	<b>541</b>	<b>572</b>	<b>656</b>

## Age/Sex Composition of Recent Harvest (%)

	2015	2016	2017	2018	2019
M - Adult	26.8	25.3	26.8	25.2	28.5
M - Yearling	16.4	19.7	17.9	18.8	17.0
M - Fawn	9.0	7.6	7.7	6.4	8.0
F - Adult	40.3	36.4	38.1	42.7	39.9
F - Fawn	7.6	6.3	7.7	6.3	6.6

M - Adult = 2.5 and older; F - Adult = 1.5 and older