



# WHITE-TAILED DEER SUMMARY 2020-2021: BROWN COUNTY

Forest Wildlife Program, Illinois Department of Natural Resources



**County Size:** 308 square miles

**Year Opened to Deer Hunting:** 1959

**Record Harvest:** 5,012 (2005)

**Average Harvest (2011-2020):** 2,290

**Total 2020-2021 Harvest (all seasons):** 2,180

**Permits issued/quota 2020-2021** (excludes landowner; late winter are unlimited):

**Firearm:** 2689/3150 **Muzzle:** 474/575

**Late Winter:** 138

**2020-2021 Harvest Sex Ratio (all seasons):**

54% M: 46% F; (45% antlered: 55% antlerless)

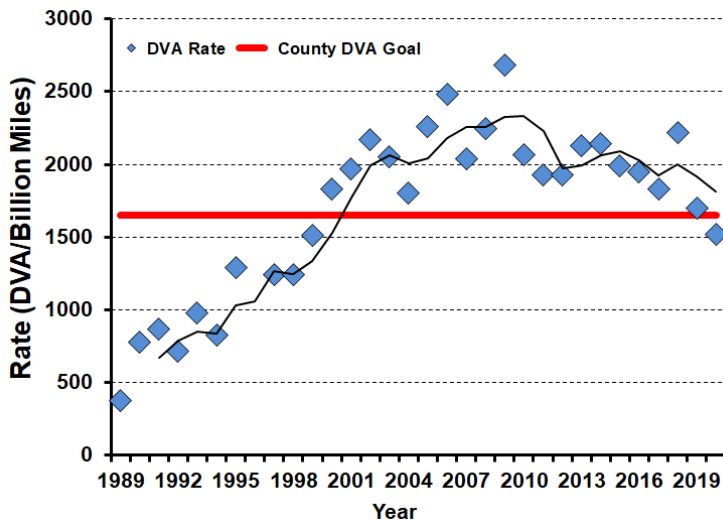
**Chronic Wasting Disease Detected:** No

**Check Station Location:** N/A

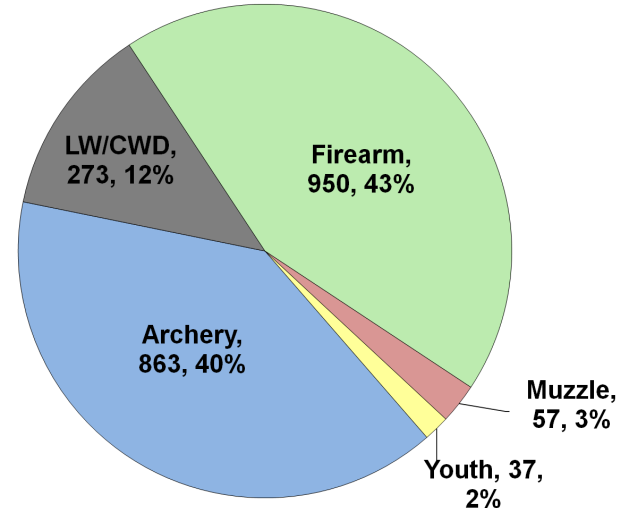
**Late Winter/CWD Season in 2021-2022:** Yes.

Deer Vehicle Accident (DVA) rates (accidents per billion miles driven) are used as an index of deer population size. Counties remain or are added to Late Winter/CWD season if DVA rates are above goal, or other factors (excessive crop damage and/or disease issues) are present.

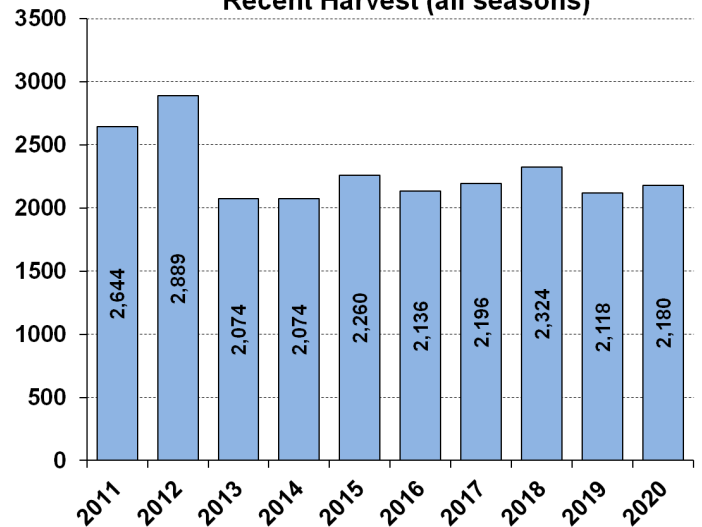
**Time in Late Winter:** 2003 - Present



## 2020-2021 Harvest by Season



## Recent Harvest (all seasons)



## Recent Archery Harvest by Bow Type

Type	2016	2017	2018	2019	2020
Compound	700	622	618	503	451
Crossbow	113	228	305	362	399
Traditional	9	7	15	11	13
<b>Total</b>	<b>822</b>	<b>857</b>	<b>938</b>	<b>876</b>	<b>863</b>

## Age/Sex Composition of Recent Harvest (%)

	2016	2017	2018	2019	2020
M - Adult	29.5	31.1	33.9	32.5	33.7
M - Yearling	12.5	12.9	11.4	12.8	11.4
M - Fawn	8.7	9.1	9.1	8.5	8.6
F - Adult	40.0	38.2	38.2	38.0	39.7
F - Fawn	7.6	7.8	8.3	8.2	6.7

M - Adult = 2.5 and older; F - Adult = 1.5 and older