



# WHITE-TAILED DEER SUMMARY 2021-2021: MADISON COUNTY

Forest Wildlife Program, Illinois Department of Natural Resources



**County Size:** 741 square miles  
**Year Opened to Deer Hunting:** 1966  
**Record Harvest:** 2,544 (2007)  
**Average Harvest (2011-2020):** 1,798  
**Total 2020-2021 Harvest (all seasons):** 1,892  
**Permits issued/quota 2020-2021** (excludes landowner; late winter are unlimited):

**Firearm:** 2300/2300 **Muzzle:** 292/310

**Late Winter:** 58

**2020-2021 Harvest Sex Ratio (all seasons):**

53% M: 47% F;(45% antlered: 55% antlerless)

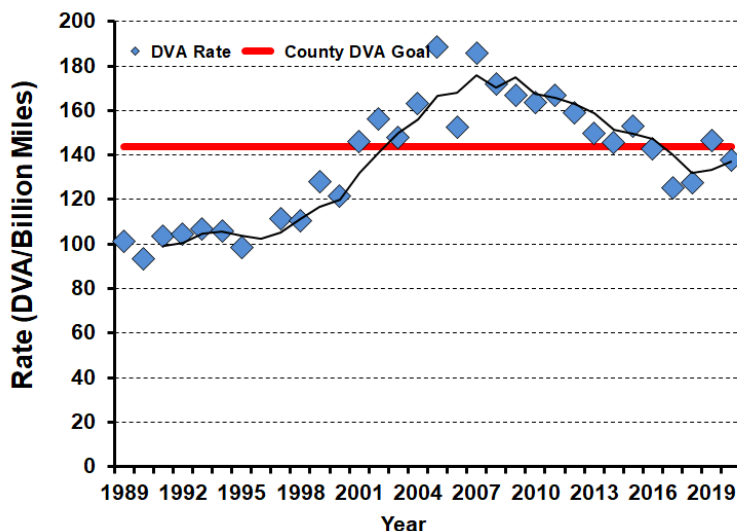
**Chronic Wasting Disease Detected:** No

**Check Station Location:** N/A

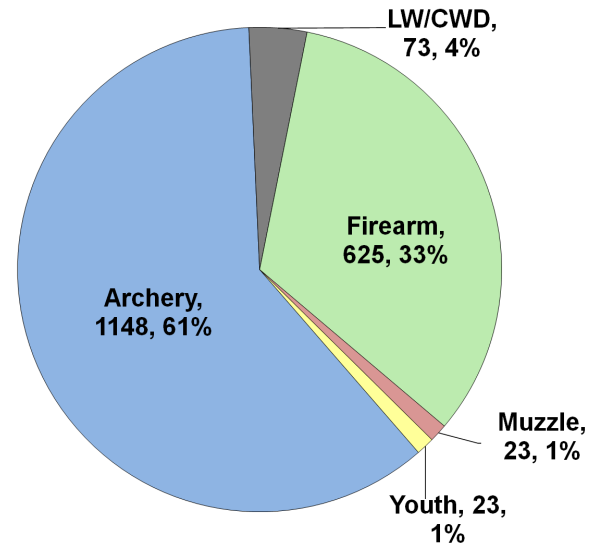
**Late Winter/CWD Season in 2021-2022:** Yes.

Deer Vehicle Accident (DVA) rates (accidents per billion miles driven) are used as an index of deer population size. Counties remain or are added to Late Winter/CWD season if DVA rates are above goal, or other factors (excessive crop damage and/or disease issues) are present.

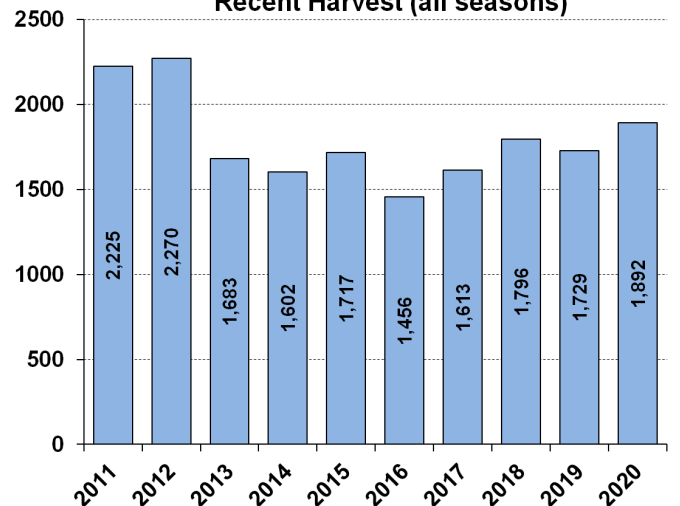
**Time in Late Winter:** 2005 - Present



**2020-2021 Harvest by Season**



**Recent Harvest (all seasons)**



**Recent Archery Harvest by Bow Type**

Type	2016	2017	2018	2019	2020
Compound	628	573	556	537	572
Crossbow	94	220	336	442	566
Traditional	5	8	10	8	10
<b>Total</b>	<b>727</b>	<b>801</b>	<b>902</b>	<b>987</b>	<b>1148</b>

**Age/Sex Composition of Recent Harvest (%)**

	2016	2017	2018	2019	2020
M - Adult	18.3	23.4	24.9	23.3	24.6
M - Yearling	20.2	20.2	21.9	21.9	20.5
M - Fawn	11.1	10.1	9.1	8.3	9.1
F - Adult	38.6	39.4	38.4	40.9	40.4
F - Fawn	8.4	5.3	6.7	5.6	5.3

M - Adult = 2.5 and older; F - Adult = 1.5 and older