



# WHITE-TAILED DEER SUMMARY 2020-2021: MASON COUNTY

Forest Wildlife Program, Illinois Department of Natural Resources



**County Size:** 564 square miles

**Year Opened to Deer Hunting:** 1957

**Record Harvest:** 1,320 (2004)

**Average Harvest (2011-2020):** 891

**Total 2020-2021 Harvest (all seasons):** 976

**Permits issued/quota 2020-2021** (excludes landowner; archery and youth are statewide):

**Firearm:** 600/600     **Muzzle:** 150/150

**2020-2021 Harvest Sex Ratio (all seasons):**

58% M:42% F;(49% antlered: 51% antlerless)

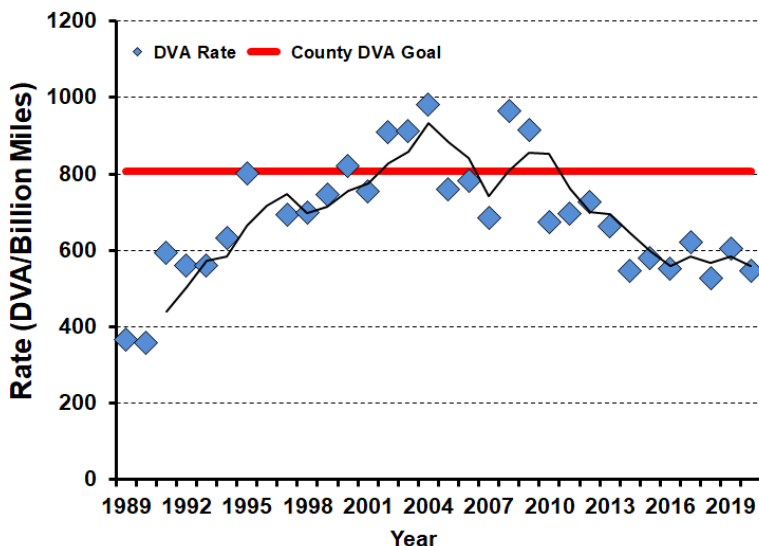
**Chronic Wasting Disease Detected:** No

**Check Station Location:** N/A

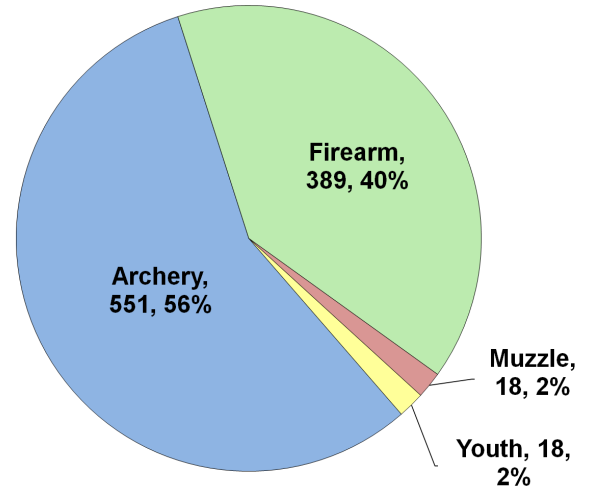
**Late Winter/CWD Season in 2021-2022:** No.

Deer Vehicle Accident (DVA) rates (accidents per billion miles driven) are used as an index of deer population size. Counties are closed to Late Winter/CWD season if DVA rates remain below goal, unless other factors (excessive crop damage and/or disease issues) are present.

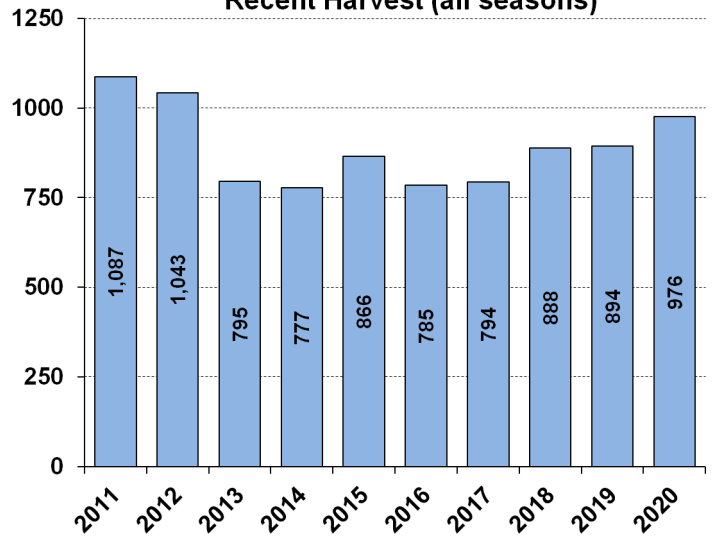
**Last year in Late Winter/CWD:** 2012



**2020-2021 Harvest by Season**



**Recent Harvest (all seasons)**



**Recent Archery Harvest by Bow Type**

Type	2016	2017	2018	2019	2020
Compound	233	224	235	240	262
Crossbow	71	142	174	249	280
Traditional	4	9	4	8	9
<b>Total</b>	<b>308</b>	<b>375</b>	<b>413</b>	<b>497</b>	<b>551</b>

**Age/Sex Composition of Recent Harvest (%)**

	2016	2017	2018	2019	2020
M - Adult	29.8	24.2	26.7	30.1	33.0
M - Yearling	16.8	20.0	19.3	19.4	18.5
M - Fawn	11.1	12.3	10.1	8.6	8.3
F - Adult	31.8	33.9	36.7	35.9	34.1
F - Fawn	7.4	7.3	7.9	6.0	6.0

M - Adult = 2.5 and older; F - Adult = 1.5 and older