



# WHITE-TAILED DEER SUMMARY 2020-2021: WHITE COUNTY

Forest Wildlife Program, Illinois Department of Natural Resources



**County Size:** 502 square miles

**Year Opened to Deer Hunting:** 1961

**Record Harvest:** 2,299 (2005)

**Average Harvest (2011-2020):** 1,647

**Total 2020-2021 Harvest (all seasons):** 1,602

**Permits issued/quota 2020-2021** (excludes landowner; archery and youth are statewide):

**Firearm:** 1900/1900    **Muzzle:**250/250

**2020-2021 Harvest Sex Ratio (all seasons):**

52% M:48% F;(46% antlered: 54% antlerless)

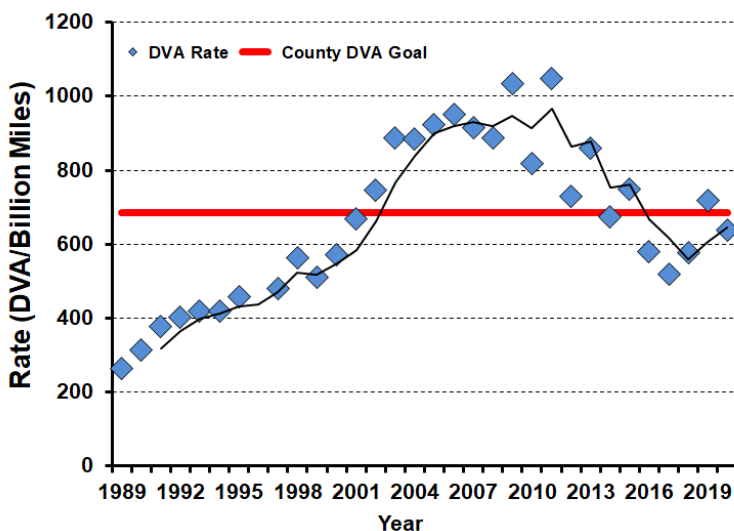
**Chronic Wasting Disease Detected:** No

**Check Station Location:** N/A

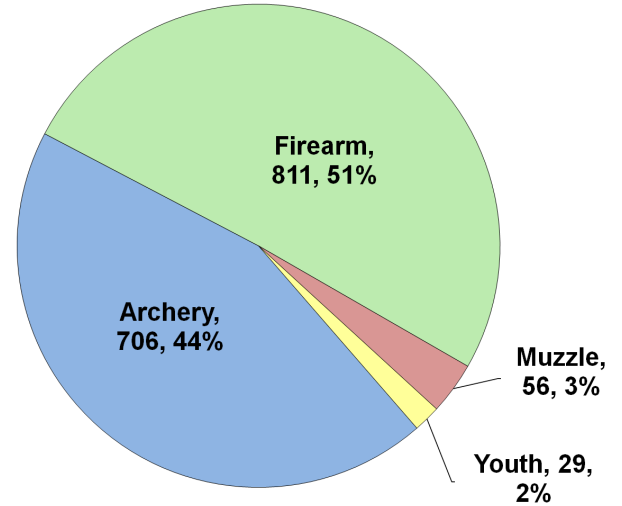
**Late Winter/CWD Season in 2021-2022:** No.

Deer Vehicle Accident (DVA) rates (accidents per billion miles driven) are used as an index of deer population size. Counties are closed to Late Winter/CWD season if DVA rates remain below goal, unless other factors (excessive crop damage and/or disease issues) are present.

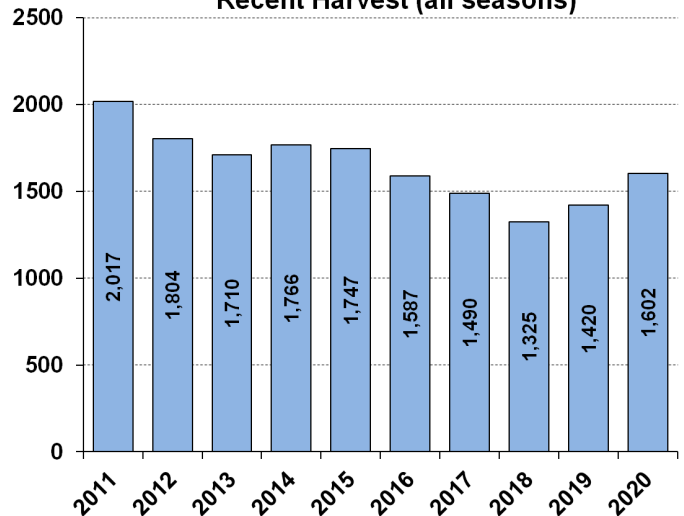
**Last year in Late Winter/CWD:** 2018



## 2020-2021 Harvest by Season



## Recent Harvest (all seasons)



## Recent Archery Harvest by Bow Type

Type	2016	2017	2018	2019	2020
Compound	429	327	308	320	382
Crossbow	76	196	179	249	309
Traditional	6	19	5	7	15
<b>Total</b>	<b>511</b>	<b>542</b>	<b>492</b>	<b>576</b>	<b>706</b>

## Age/Sex Composition of Recent Harvest (%)

	2016	2017	2018	2019	2020
M - Adult	31.9	28.8	24.4	31.5	35.7
M - Yearling	12.7	14.8	14.1	15.0	13.8
M - Fawn	6.8	6.5	6.4	5.3	5.9
F - Adult	39.3	37.8	40.5	43.0	39.8
F - Fawn	6.0	7.1	6.7	5.2	4.8

M - Adult = 2.5 and older; F - Adult = 1.5 and older