

FACT SHEET

Using a 350Green Fast Charger: What Electric Vehicle Drivers Need to Know

- 350Green fast-chargers are the fastest on the market and can charge an electric vehicle in under 30 minutes.
- The fast-chargers are compatible with the Nissan Leaf and Mitsubishi electric vehicles.
- Electric vehicle drivers may order a “payment card” from 350Green’s website at www.350Green.com/card for use at electric vehicle charging stations.
- A payment card is available for \$21, which comes pre-loaded with three 15-minute sessions at fast charging stations. Customers will be able to replenish their cards or order a new one on 350Green’s website.
- In one hour, a fast charge delivers power equivalent up to 160 miles of range for a compatible car. Level 2 chargers can deliver up to 24 miles per hour.
- Four Tollway Oases each include two fast-charging stations (one on each side), to accommodate motorists traveling in either direction. Fast-charging stations are planned for installation at the 3 remaining Tollway Oases.

CHARGING INSTRUCTIONS

To Begin Charging

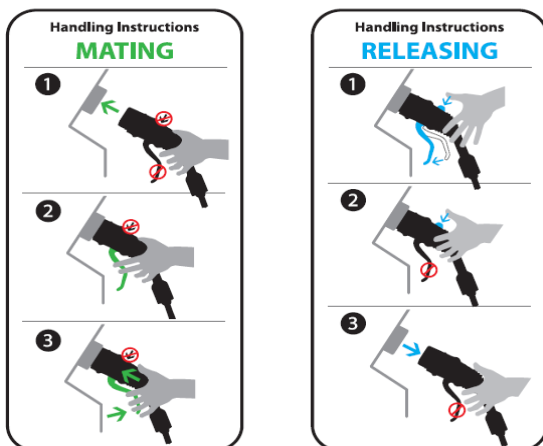
1. Tap the payment card on the charger's front panel



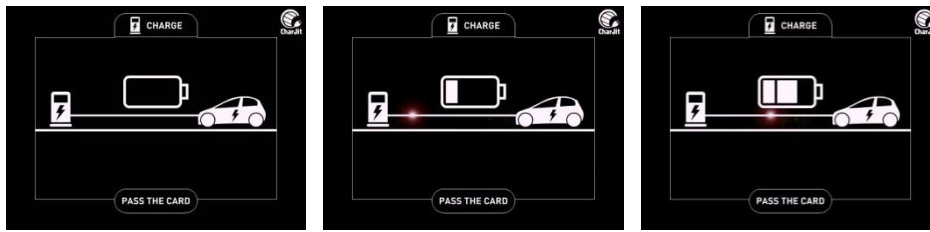
2. Press START
3. The following sequence is displayed



4. Connect the charger connector by following the instructions on the cable connector holster

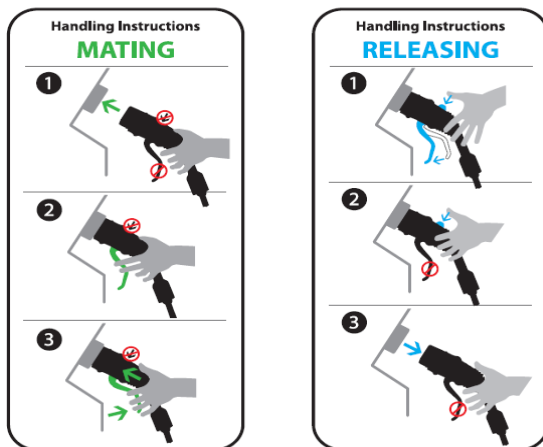


5. Once the cable connector is plugged into the vehicle, press START
6. After approximately 30 seconds, the following displays appear



To Stop Charging

1. Tap the payment card to the charger's front panel. Note that only the card that started the charge will be able to stop it
2. Press STOP
3. Remove cable connector from vehicle and return to charger's holster by following the same cable handling instructions



In case of emergency, press EMERGENCY STOP to stop charging at any time