

STATE OF ILLINOIS – DEPARTMENT OF LABOR
160 N. LASALLE ST., STE. C-1300
CHICAGO, ILLINOIS 60601

IN THE MATTER OF:)
)
OPERATIVE PLASTERERS' AND CEMENT)
MASONS' LOCAL 18 AND MARK WINKLER as)
Member of OPERATIVE PLASTERERS' AND)
CEMENT MASONS', LOCAL 18)
)
PETITIONER(S),)
)
v.)
)
JOSEPH BEYER, DIRECTOR OF THE)
ILLINOIS DEPARTMENT OF LABOR, and)
THE ILLINOIS DEPARTMENT OF LABOR,)
)
RESPONDENTS.)
)

STATE FILE NO. 2019-H-PK09-2251

DATE OF NOTICE: September 28, 2018

CERT. MAIL/RETURN RECEIPT:

7017 2620 0001 0467 5679

NOTICE OF HEARING

PLEASE TAKE NOTICE that Joseph Beyer, Director of the Illinois Department of Labor, and the Illinois Department of Labor [hereinafter, "Respondents"] have received from Operative Plasterers' and Cement Masons' Local 18 and Mark Winkler as Member of Operative Plasterers' and Cement Masons' Local 18, [hereinafter, "Petitioner(s)"] written objections to the prevailing wage determinations posted by the Department on its website on August 15, 2018, and a request for hearing on those objections pursuant to Section 9 of the Prevailing Wage Act [hereinafter, "IPWA" or "Act"], 820 ILCS 130/0.01 et seq.

Pursuant to the PWA, Article 10 of the Illinois Administrative Procedure Act, 5 ILCS 100/10-5 et seq., and 56 Ill. Admin. Code 120.100 et seq., Respondents will convene a hearing on:

DATE: OCTOBER 9, 2018
TIME: 1:00 P.M.
PLACE: ILLINOIS DEPARTMENT OF LABOR
160 NORTH LASALLE STREET, SUITE C-1300
CHICAGO, ILLINOIS 60601

ADMINISTRATIVE LAW JUDGE:


CLAUDIA MANLEY
ADMINISTRATIVE LAW JUDGE
ILLINOIS DEPARTMENT OF LABOR
160 NORTH LASALLE STREET, SUITE C-1300
CHICAGO, ILLINOIS 60601

The hearing involves the written objections and hearing request filed by Petitioner(s), attached hereto and made a part hereof (Exhibit A).

The parties and their respective representatives must be prepared to proceed at the hearing. The parties must present all information, documents, records or witnesses necessary to substantiate their position(s) at the hearing.

Pursuant to 56 Illinois Administrative Code 120.640, the administrative law judge shall issue a Decision and Order. In the event no timely or proper exceptions are filed, the findings, conclusions, recommendations and order of the administrative law judge shall automatically become the decision and order of the Director of Labor.

The proceedings are subject to judicial review in accordance with the provisions of the Administrative Review Law, 735 ILCS 5/3-101 et seq. The Director of Labor's determination on the objections is final and binding unless a party to this proceeding applies for and obtains judicial review of the final administrative decision in accordance with the provisions of the Administrative Review Law.

A handwritten signature in black ink, appearing to read "Joseph Beyer", written over a horizontal line.

Joseph Beyer
Director of Labor

STATE OF ILLINOIS – DEPARTMENT OF LABOR
CONCILIATION/MEDIATION DIVISION
160 N. LASALLE ST. STE. C-1300
CHICAGO, IL 60601

IN THE MATTER OF:)
)
OPERATIVE PLASTERERS')
AND CEMENT MASONS' LOCAL 18)
AND MARK WINKLER AS)
MEMBER OF OPERATIVE)
PLASTERERS' AND CEMENT)
MASONS' LOCAL 18,)
)
Petitioners,)
)
v.)
)
JOE BEYER, DIRECTOR OF)
THE ILLINOIS DEPARTMENT OF)
LABOR AND THE ILLINOIS)
DEPARTMENT OF LABOR)
)
Respondents.)

EXHIBIT A

STATE FILE NO.:

2019-H-PROG-2251

OBJECTION AND REQUEST FOR SECTION 9 HEARING

Operative Plasterers' and Cement Masons' Local 18 and Mark Winkler as Member of Operative Plasterers' and Cement Masons' Local 18 ("Petitioners"), by and through their attorneys, Cavanagh & O'Hara LLP, seek to formally object to the Prevailing Wage determination published by the Illinois Department of Labor ("IDOL") on August 15, 2018, and request a hearing on these objections pursuant to Section 9 of the Illinois Prevailing Wage Act (820 ILCS 130/9)("IPWA"), and in support thereof states as follows:

1. Operative Plasterers' and Cement Masons' Local 18 is a labor organization which represents employees who work on public works projects in various counties throughout Illinois. Mark Winkler is a member of Operative Plasterers' and Cement Masons' Local 18.

2. Section 9 of the IPWA states: “The Department of Labor shall... investigate and ascertain the prevailing rate of wages for each county in the State.” 820 ILCS 130/9.

3. The Petitioners submitted prevailing wage survey information to the IDOL in June 2018. The material submitted to the IDOL included wage rates and fringe benefits paid to the classifications of Cement Mason and Plasterer (and all applicable related classifications).

4. The regulations to the IPWA define the “prevailing hourly rate of wages” as “the hourly cash wages plus fringe benefits ... most frequently (numerically occurring), in the county in which the public works is performed, to employees engaged in public works.” 56 Ill. Adm. Code 100.22.

5. Petitioners represent workers in Illinois and have negotiated collective bargaining agreements (“CBA’s”) with various employers and/or employer organizations. The wages and fringe benefits rates in the Petitioners’ CBA’s are the most frequently numerically occurring wages and fringe benefit amounts paid to employees engaged in public works in the geographic counties covered by Petitioners. Accordingly, the Petitioners’ CBA’s have historically been considered by the IDOL during its investigation of the prevailing wage rates for the classifications of Cement Mason and Plasterer (and all applicable related classifications) on public projects.

6. On August 15, 2018, the IDOL published prevailing wage schedules on its website. The prevailing wage schedules contain numerous errors and omissions due to (i) errors in data/information submitted during the survey process, (ii) errors in IDOL’s investigation and review of the survey submissions and determination of the “prevailing” wage rate (that resulted in erroneously inflated and decreased wage and fringe rates), and (iii) errors related to minimizing or, in many instances, wholly disregarding the Petitioners’ submissions concerning the “prevailing” wage in the applicable geographic areas and the applicable classifications.

7. The errors related to the IDOL's minimization or disregard of the Petitioners' "prevailing" wage survey submissions stem from the systematically flawed methodology used by the IDOL. The IDOL's methodology is flawed because it did not result in the IDOL basing the posted prevailing wage rates on the most frequently numerically occurring wages and fringe benefits in each county or, if applicable, the geographic area of each county. Significantly, the end result is that many of the IDOL's posted "prevailing" wage rates are based on a *de minimis* or *insignificant* amount of reported hours rather than the most frequently occurring wages and fringe benefits paid to employees engaged in public works.

8. Petitioners have assembled a spreadsheet that identifies the known errors and omissions in the prevailing wage rates published by the IDOL on August 15, 2018. The spreadsheet is attached hereto and incorporated herein as **Exhibit A**.

9. Petitioners represent numerous individuals who perform work on public projects under the classifications defined by the IPWA and are paid at the posted prevailing wage. Therefore, the Petitioners' members are financially affected by the prevailing wage rates.

10. Therefore, Petitioners request an investigatory hearing to establish the correct prevailing wage rates for the classifications, counties, regions and types of work identified in **Exhibit A** (including but not limited to, correcting the prevailing wage rates that were published by the IDOL on August 15, 2018).

WHEREFORE, for the reasons set forth above, the Petitioners object to the prevailing wage determinations posted on the IDOL's official website on August 15, 2018, and respectfully request a hearing on these objections pursuant to 820 ILCS 130/9.

Dated: September 7, 2018

Respectfully submitted,

Operative Plasterers' and Cement Masons'
Local 18 and Mark Winkler as Member of
Operative Plasterers' and Cement Masons'
Local 18

By: 

Cavanagh & O'Hara LLP
John T. Long
2319 West Jefferson St.
Springfield, Illinois 62702
(217)544-1771 – Telephone
(217)544-9894 – Facsimile
johnlong@cavanagh-ohara.com

and

Additional Counsel

Cavanagh & O'Hara LLP
Jacob Blickhan
2319 West Jefferson St.
Springfield, Illinois 62702
(217)544-1771 – Telephone
(217)544-9894 – Facsimile
jacobblickhan@cavanagh-ohara.com

CERTIFICATE OF SERVICE

The undersigned certifies that he caused copies of the foregoing Objection and Request for Section 9 Hearing to be served on the following persons, via UPS Next Day (a private delivery service), on this 7th day of September, 2018.

Joe Beyer
Director of the Illinois Department of Labor
160 N. LaSalle Street, Suite C-1300
Chicago, IL 60601

Illinois Department of Labor
c/o Joe Beyer, Director
160 N. LaSalle Street, Suite C-1300
Chicago, IL 60601

Respectfully submitted,

By: 
Cavanagh & O'Hara LLP
John T. Long
2319 West Jefferson St.
Springfield, Illinois 62702
(217)544-1771 – Telephone
(217)544-9894 – Facsimile
johnlong@cavanagh-ohara.com

Exhibit A

Cement Mason Classification

County	Trade Title	Region	Type	Base Wage	Foreman Wage	OT M-F	OT Sa	OT Su	OT Hol	H/W	Pension	Vaca	Training	Other Fringe Benefit	Area
Adams	CM	All	BLD	28.51		1.5	1.5	2	2	0	0	0	0	21.87	
Adams	CM	All	BLD	29	30.5	1.5	1.5	2	2	9.1	12.98	0	0.57	0	539
Adams	CM	All	HWY	29	30.25	1.5	1.5	2	2	9.1	13.26	0	0.65	0	
Adams	CM	All	HWY	29	30.25	1.5	1.5	2	2	9.1	13.26	0	0.65	0	539
Brown	CM	All	BLD	29	30.5	1.5	1.5	2	2	9.1	12.98	0	0.57	0	
Brown	CM	All	BLD	29	30.5	1.5	1.5	2	2	9.1	12.98	0	0.57	0	539
Brown	CM	All	HWY	29	30.25	1.5	1.5	2	2	9.1	13.26	0	0.65	0	
Brown	CM	All	HWY	29	30.25	1.5	1.5	2	2	9.1	13.26	0	0.65	0	539
Cass	CM	All	BLD	28.51		1.5	1.5	2	2	8.57	12.65	0	0.65	0	
Cass	CM	All	BLD	28	30.5	1.5	1.5	2	2	9.1	12.98	0	0.57	0	539
Cass	CM	All	HWY	29	30.25	1.5	1.5	2	2	9.1	13.26	0	0.65	0	
Cass	CM	All	HWY	29	30.25	1.5	1.5	2	2	9.1	13.26	0	0.65	0	539
Christian	CM	All	BLD	29	30.5	1.5	1.5	2	2	9.1	12.98	0	0.57	0	
Christian	CM	All	BLD	29	30.5	1.5	1.5	2	2	9.1	12.98	0	0.57	0	539
Christian	CM	All	HWY	29	30.25	1.5	1.5	2	2	9.1	13.26	0	0.65	0	
Christian	CM	All	HWY	29	30.25	1.5	1.5	2	2	9.1	13.26	0	0.65	0	539
Dewitt	CM	S	HWY	29.4	30.9	1.5	1.5	2	2	8.2	14.52	0	0.5	0	
Dewitt	CM	N	HWY	34.43	35.68	1.5	1.5	2	2	6.3	15.85	0	0.6	0	152
Dewitt	CM	S	HWY	31	32.5	1.5	1.5	2	2	6.3	16.3	0	0.6	0	152-Decatur
Dewitt	CM	S	BLD	32.99	33.99	1.5	1.5	2	2	6.3	15.85	0	0.6	0	
Dewitt	CM	M	BLD	32.99	33.99	1.5	1.5	2	2	6.3	15.85	0	0.6	0	152
Dewitt	CM	S	BLD	32.1	33.1	1.5	1.5	2	2	6.3	16.3	0	0.61	0	152-Decatur
Fulton	CM	SE	BLD	31.03	32.78	1.5	1.5	2	2	8.5	16.9	0	0.62	0	
Fulton	CM	SE	BLD	31.03	32.78	1.5	1.5	2	2	8.5	16.9	0	0.62	0	12
Fulton	CM	NW	ALL	30.02	30.52	1.5	1.5	2	2	6.3	13.95	0	0.6	0	
Fulton	CM	NW	BLD	30.03	30.52	1.5	1.5	2	2	6.3	13.95	0	0.6	0	206
Fulton	CM	NW	HWY	29.75	31.25	1.5	1.5	2	2	6.3	13.95	0	0.6	0	206
Fulton	CM	SE	HWY	32.73	34.23	1.5	1.5	2	2	8.5	17.27	0	0.63	0	
Fulton	CM	SE	HWY	32.73	34.23	1.5	1.5	2	2	8.5	17.27	0	0.63	0	12H
Hancock	CM	All	BLD	29	30.5	1.5	1.5	2	2	9.1	12.98	0	0.57	0	
Hancock	CM	All	BLD	29	30.5	1.5	1.5	2	2	9.1	12.98	0	0.57	0	539
Hancock	CM	All	HWY	29	30.25	1.5	1.5	2	2	9.1	13.26	0	0.65	0	
Hancock	CM	All	HWY	29	30.25	1.5	1.5	2	2	9.1	13.26	0	0.65	0	539

Henderson	CM	All	HWY	28.51		1.5	1.5	1.5	1.5	1.5	1.5	1.5	8.57	12.65	0	0.65	0
Henderson	CM	S	HWY	29	30.25	1.5	1.5	1.5	2	2	2	2	9.1	13.26	0	0.65	0
Henderson	CM	N	HWY	27.15	29.15	1.5	1.5	2	2	2	2	7.05	14.81	0	0.55	0.05	
Henderson	CM	All	BLD	29	30.5	1.5	1.5	2	2	2	2	9.1	12.98	0	0.57	0	
Henderson	CM	S	BLD	29	30.5	1.5	1.5	2	2	2	2	9.1	12.98	0	0.57	0	
Henderson	CM	N	BLD	26.84	28.84	1.5	1.5	2	2	2	2	7.05	14.3	0	0.55	0	
Henry	CM	All	ALL	36.7		1.5	1.5	1.5	1.5	1.5	1.5	13.59	9.4	0	0.5	0	
Henry	CM	All	ALL	37.7	38.76	1.5	1.5	1.5	2	2	2	10.35	14.93	0	0.5	0	
Knox	CM	All	ALL	29.41	34.5	1.5	1.5	2	2	2	2	7.05	14.81	0	0.65	3.43	
Knox	CM	All	BLD	30.02	30.52	1.5	1.5	2	2	2	2	6.3	13.95	0	0.6	0	
Knox	CM	All	HWY	29.75	31.25	1.5	1.5	2	2	2	2	31.75	13.95	0	0.6	0	
Knox	CM	All	HWY	29.75	31.25	1.5	1.5	2	2	2	2	6.3	13.95	0	0.6	0	
Livingston	CM	N	ALL	37.7	38.76	1.5	1.5	2	2	2	2	9.9	13.59	0	0.5	0	
Livingston	CM	S	BLD	32.99	33.99	1.5	1.5	2	2	2	2	6.3	15.85	0	0.6	0	
Livingston	CM	N	ALL	37.7	39.02	1.5	1.5	2	2	2	2	10.35	14.93	0	0.5	0	
Livingston	CM	S	ALL	32.99	33.99	1.5	1.5	2	2	2	2	6.3	15.85	0	0.6	0	
Livingston	CM	N	HWY	37.7	39.02	1.5	1.5	2	2	2	2	10.35	14.93	0	0.5	0	
Livingston	CM	S	HWY	34.43	35.68	1.5	1.5	2	2	2	2	6.3	15.85	0	0.6	0	
Logan	CM	All	BLD	32.99	33.99	1.5	1.5	2	2	2	2	5.95	16.49	0	0.6	0	
Logan	CM	ALL	BLD	31.03	32.78	1.5	1.5	2	2	2	2	8.5	16.9	0	0.62	0	
Logan	CM	All	HWY	29	30	1.5	1.5	2	2	2	2	9.1	13.26	0	0.65	0	
Logan	CM	ALL	HWY	29	30.25	1.5	1.5	2	2	2	2	9.1	13.26	0	0.65	0	
Macon	CM	All	BLD	32.1	33.1	1.5	1.5	2	2	2	2	6.3	16.3	0	0.61	0	
Macon	CM	All	BLD	32.1	33.1	1.5	1.5	2	2	2	2	6.3	16.3	0	0.61	0	
Macon	CM	All	HWY	31	33.5	1.5	1.5	2	2	2	2	6.3	16.3	0	0.6	0	
Macon	CM	All	HWY	31	32.5	1.5	1.5	2	2	2	2	6.3	16.3	0	0.6	0	
Marshall	CM	W	BLD	31.03	32.78	1.5	1.5	2	2	2	2	8.5	16.9	0	0.62	0	
Marshall	CM	W	BLD	31.03	32.78	1.5	1.5	2	2	2	2	8.5	16.9	0	0.62	0	
Marshall	CM	E	BLD	37.7	39.02	1.5	1.5	2	2	2	2	10.35	14.93	0	0.5	0	
Marshall	CM	E	BLD	37.7	39.02	1.5	1.5	2	2	2	2	10.35	14.93	0	0.5	0	
Marshall	CM	W	HWY	32.73	34.23	1.5	1.5	2	2	2	2	8.5	17.27	0	0.63	0	
Marshall	CM	W	HWY	32.73	34.23	1.5	1.5	2	2	2	2	8.5	17.27	0	0.63	0	
Marshall	CM	W	HWY	37.7	39.02	1.5	1.5	2	2	2	2	10.35	14.93	0	0.5	0	
Marshall	CM	E	HWY	37.7	39.02	1.5	1.5	2	2	2	2	10.35	14.93	0	0.5	0	
Mason	CM	All	BLD	30.52		1.5	1.5	2	2	2	2	8.26	16.4	0	0.5	0	
Mason	CM	All	BLD	31.03	32.78	1.5	1.5	2	2	2	2	8.5	16.9	0	0.62	0	
Mason	CM	All	HWY	32.73	34.23	1.5	1.5	2	2	2	2	8.5	17.27	0	0.63	0	
Mason	CM	All	HWY	32.73	34.23	1.5	1.5	2	2	2	2	8.5	17.27	0	0.63	0	
McDonough	CM	All	BLD	33.53		1.5	1.5	2	2	2	2	6.6	14.75	0	0.85	0	
McDonough	CM	All	BLD	29	30.5	1.5	1.5	2	2	2	2	9.1	12.98	0	0.57	0	
McDonough	CM	All	HWY	29	30	1.5	1.5	2	2	2	2	9.1	13.26	0	0.65	0	
McDonough	CM	All	HWY	29	30.25	1.5	1.5	2	2	2	2	9.1	13.26	0	0.65	0	

McLean	CM	All	All	34.43	35.68	1.5	1.5	2	2	6.3	15.85	0	0.6	0
McLean	CM	All	BLD	32.99	33.99	1.5	1.5	2	2	6.3	15.85	0	0.6	152
McLean	CM	All	HWY	34.43	35.68	1.5	1.5	2	2	35.68	15.85	0	0.6	
McLean	CM	All	HWY	34.43	35.68	1.5	1.5	2	2	6.3	15.85	0	0.6	152
Menard	CM	All	BLD	29	30.5	1.5	1.5	2	2	9.1	12.98	0	0.57	0
Menard	CM	All	BLD	29	30.5	1.5	1.5	2	2	9.1	12.98	0	0.57	539
Menard	CM	All	HWY	29	30.25	1.5	1.5	2	2	9.1	13.26	0	0.65	0
Menard	CM	All	HWY	29	30.25	1.5	1.5	2	2	9.1	13.26	0	0.65	539
Mercer	CM	All	BLD	26.84	26.84	1.5	1.5	2	2	7.05	14.3	0	0.55	0
Mercer	CM	S	BLD	30.02	30.52	1.5	1.5	2	2	6.3	13.95	0	0.6	206
Mercer	CM	N	BLD	26.84	28.84	1.5	1.5	2	2	7.05	14.3	0	0.55	544
Mercer	CM	All	HWY	27.15	27.15	1.5	1.5	2	2	7.05	14.81	0	0.55	0
Mercer	CM	S	HWY	29.75	31.25	1.5	1.5	2	2	6.3	13.95	0	0.6	206
Mercer	CM	N	HWY	27.15	29.15	1.5	1.5	2	2	7.05	14.81	0	0.55	544
Montgomery	CM	All	BLD	29	30.5	1.5	1.5	2	2	9.1	12.98	0	0.57	0
Montgomery	CM	NE	BLD	29	30.5	1.5	1.5	2	2	9.1	12.98	0	0.57	539
Montgomery	CM	All	HWY	29	30.25	1.5	1.5	2	2	9.1	13.26	0	0.68	0
Montgomery	CM	NE	HWY	29	30.25	1.5	1.5	2	2	9.1	13.26	0	0.65	539
Morgan	CM	All	BLD	29	30.5	1.5	1.5	2	2	9.1	12.98	0	0.57	0
Morgan	CM	All	BLD	29	30.5	1.5	1.5	2	2	9.1	12.98	0	0.57	539
Morgan	CM	All	HWY	29	30.25	1.5	1.5	2	2	9.1	13.26	0	0.68	0
Morgan	CM	All	HWY	29	30.25	1.5	1.5	2	2	9.1	13.26	0	0.65	539
Peoria	CM	All	BLD	31.03	31.03	1.5	1.5	2	2	8.25	16.4	0	0.74	0
Peoria	CM	All	BLD	31.03	32.78	1.5	1.5	2	2	8.5	16.9	0	0.62	12
Peoria	CM	All	HWY	32.73	34.23	1.5	1.5	2	2	8.5	17.27	0	0.63	0
Peoria	CM	All	HWY	32.73	34.23	1.5	1.5	2	2	8.5	17.27	0	0.63	12

Pike	CM	All	BLD	29	30.5	1.5	1.5	2	2	9.1	12.98	0	0.57	0
Pike	CM	All	BLD	29	30.5	1.5	1.5	2	2	9.1	12.98	0	0.57	0
Pike	CM	All	HWY	29	30	1.5	1.5	2	2	9.1	13.26	0	0.65	0
Pike	CM	All	HWY	29	30.25	1.5	1.5	2	2	9.1	13.26	0	0.65	0
Rock Island	CM	All	BLD	26.84	34.5	1.5	1.5	2	2	7.05	14.3	0	0.74	0
Rock Island	CM	All	BLD	26.84	28.84	1.5	1.5	2	2	7.05	14.3	0	0.55	0
Rock Island	CM	All	HWY	27.15	34.5	1.5	1.5	2	2	7.05	14.81	0	0.65	0
Rock Island	CM	All	HWY	27.15	29.15	1.5	1.5	2	2	7.05	14.81	0	0.55	0
Sangamon	CM	All	BLD	29	30.5	1.5	1.5	2	2	9.1	12.98	0	0.57	0
Sangamon	CM	All	BLD	29	30.5	1.5	1.5	2	2	9.1	12.98	0	0.57	0
Sangamon	CM	All	HWY	29	30.25	1.5	1.5	2	2	9.1	13.26	0	0.68	0
Sangamon	CM	All	HWY	29	30.25	1.5	1.5	2	2	9.1	13.26	0	0.65	0
Schuyler	CM	All	BLD	29	30.5	1.5	1.5	2	2	9.1	12.98	0	0.57	0
Schuyler	CM	All	BLD	29	30.5	1.5	1.5	2	2	9.1	12.98	0	0.57	0
Schuyler	CM	All	HWY	29	30.25	1.5	1.5	2	2	9.1	13.26	0	0.65	0
Schuyler	CM	All	HWY	29	30.25	1.5	1.5	2	2	9.1	13.26	0	0.65	0
Scott	CM	All	BLD	30	31.5	1.5	1.5	2	2	8.75	10.87	0	0.85	0
Scott	CM	All	BLD	29	30.5	1.5	1.5	2	2	9.1	12.08	0	0.57	0
Scott	CM	All	HWY	29	30.25	1.5	1.5	2	2	9.1	13.26	0	0.65	0
Scott	CM	All	HWY	29	30.25	1.5	1.5	2	2	9.1	13.26	0	0.65	0
Stark	CM	All	ALL	37.7	39.02	1.5	1.5	2	2	10.35	14.93	0	0.5	0
Stark	CM	All	ALL	37.7	39.02	1.5	1.5	2	2	10.35	14.93	0	0.5	0
Tazewell	CM	All	BLD	31.03	31.03	1.5	1.5	2	2	8.5	16.9	0	0.62	0.34
Tazewell	CM	All	BLD	31.03	32.78	1.5	1.5	2	2	8.5	16.9	0	0.62	0
Tazewell	CM	All	HWY	32.73	34.73	1.5	1.5	2	2	8.5	17.27	0	0.63	0
Tazewell	CM	All	HWY	32.73	34.23	1.5	1.5	2	2	8.5	17.27	0	0.63	0
Warren	CM	All	ALL	29.75	31.25	1.5	1.5	2	2	6.3	13.95	0	0.6	0
Warren	CM	All	BLD	30.02	30.52	1.5	1.5	2	2	6.3	13.95	0	0.6	0
Warren	CM	All	HWY	29.75	31.25	1.5	1.5	2	2	31.25	13.95	0	0.6	0
Warren	CM	All	HWY	29.75	31.25	1.5	1.5	2	2	6.3	13.95	0	0.6	0
Woodford	CM	W	BLD	31.03	32.78	1.5	1.5	2	2	8.5	16.9	0	0.62	0
Woodford	CM	NW	BLD	31.03	32.78	1.5	1.5	2	2	8.5	16.9	0	0.62	0
Woodford	CM	W	HWY	32.73	34.23	1.5	1.5	2	2	8.5	17.27	0	0.63	0
Woodford	CM	NW	HWY	32.73	34.23	1.5	1.5	2	2	8.5	17.27	0	0.63	0
Woodford	CM	SE	ALL	34.43	35.68	1.5	1.5	2	2	6.3	15.85	0	0.6	0
Woodford	CM	SE	HWY	34.43	35.68	1.5	1.5	2	2	6.3	15.85	0	0.6	0
Woodford	CM	SE	BLD	32.89	33.99	1.5	1.5	2	2	6.3	15.85	0	0.6	0
Woodford	CM	NE	ALL	36.7	37.7	1.5	1.5	2	2	9.4	13.59	0	0.5	0
Woodford	CM	NE	ALL	37.7	39.02	1.5	1.5	2	2	10.35	14.93	0	0.6	0

Yellow Box signifies errors

Green Box Signifies Correct Rates

Red Text signifies Correct Rates

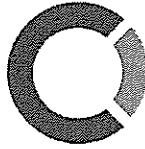
Black Text is DOL's Posted Rate

Plasterer Classification

County	Trade Title	Region	Type	Base Wage	Foreman	OTMF	OTSa	OTSu	OTHol	H/W	Pension	Vaca	Training	Other	Area
Adams	PL	All	BLD	31.25		1.5	1.5	2	2		0	0	0	22.6	
	PL	All	BLD	32	33.75	1.5	1.5	2	2	8.65	13.75	0	0.8	0	59
Cass	PL	All	BLD	32	33.75	1.5	1.5	2	2	8.65	13.75	0	0.8	0	
	PL	All	BLD	32	33.75	1.5	1.5	2	2	8.65	13.75	0	0.8	0	59
Christian	PL	All	BLD	32	33.75	1.5	1.5	2	2	8.65	13.75	0	0.8	0	
	PL	All	BLD	32	33.75	1.5	1.5	2	2	8.65	13.75	0	0.8	0	59
Dewitt	PL	All	BLD	30	32	1.5	1.5	2	2	8.4	17.74	0	0.8	0	
	PL	All	BLD	30	32	1.5	1.5	2	2	8.65	18.79	0	0.8	0	152
Fulton	PL	All	BLD	29.91	31.16	1.5	1.5	2	2	8.65	17.24	0	0.8	0	
	PL	All	BLD	29.91	31.16	1.5	1.5	2	2	8.65	17.24	0	0.8	0	12
Hancock	PL	All	BLD	32	33.75	1.5	1.5	2	2	8.65	13.75	0	0.8	0	
	PL	All	BLD	32	33.75	1.5	1.5	2	2	8.65	13.75	0	0.8	0	59
Henderson	PL	All	BLD	31.06	33.06	1.5	1.5	2	2	8.65	8.2	0	0.8	0	
	PL	All	BLD	31.06	33.06	1.5	1.5	2	2	8.65	8.2	0	0.8	0	26
Knox	PL	All	BLD	29.91	31.16	1.5	1.5	2	2	8.65	17.24	0	0.8	0	
	PL	All	BLD	29.91	31.16	1.5	1.5	2	2	8.65	17.24	0	0.8	0	12
Livingston	PL	N	BLD	43.25	45.85	1.5	1.5	2	2	14.25	16.69	0	1.35	0	Local 5
	PL	N	BLD	37.7	39.02	1.5	1.5	2	2	10.35	14.93	0	0.6	0	158
	PL	S	BLD	32.99	45.85	1.5	1.5	2	2	6.3	15.85	0	0.6	0	Local 5
	PL	S	BLD	30	32	1.5	1.5	2	2	8.65	18.79	0	0.8	0	152
Logan	PL	All	BLD	29.91	31.16	1.5	1.5	2	2	8.65	17.24	0	0.8	0	
	PL	All	BLD	29.91	31.16	1.5	1.5	2	2	8.65	17.24	0	0.8	0	12
Macon	PL	All	BLD	30	32	1.5	1.5	2	2	8.4	17.74	0	0.8	0	
	PL	All	BLD	30	32	1.5	1.5	2	2	8.65	18.79	0	0.8	0	152
Marshall	PL	All	BLD	29.91	31.16	1.5	1.5	2	2	8.65	17.24	0	0.8	0	
	PL	W	BLD	29.91	31.16	1.5	1.5	2	2	8.65	17.24	0	0.8	0	12
	PL	E	BLD	37.7	39.02	1.5	1.5	2	2	10.35	14.93	0	0.6	0	158
Mason	PL	All	BLD	29.91	31.16	1.5	1.5	2	2	8.65	17.24	0	0.8	0	
	PL	All	BLD	29.91	31.16	1.5	1.5	2	2	8.65	17.24	0	0.8	0	12
McDonough	PL	All	BLD	32	33.75	1.5	1.5	2	2	8.65	13.75	0	0.8	0	
	PL	All	BLD	32	33.75	1.5	1.5	2	2	8.65	13.75	0	0.8	0	59

McLean	PL	ALL	BLD	30	32	1.5	1.5	2	2	8.4	17.74	0	0.8	0
McLean	PL	ALL	BLD	30	32	1.5	1.5	2	2	8.65	18.79	0	0.8	152
Menard	PL	ALL	BLD	32	33.75	1.5	1.5	2	2	8.65	13.75	0	0.8	0
Menard	PL	ALL	BLD	32	33.75	1.5	1.5	2	2	8.65	13.75	0	0.8	59
Mercer	PL	ALL	BLD	31.06	33.06	1.5	1.5	2	2	8.65	8.2	0	0.8	0
Mercer	PL	ALL	BLD	31.06	33.06	1.5	1.5	2	2	8.65	8.2	0	0.8	26
Morgan	PL	ALL	BLD	32	33.75	1.5	1.5	2	2	8.65	13.75	0	0.8	0
Morgan	PL	ALL	BLD	32	33.75	1.5	1.5	2	2	8.65	13.75	0	0.8	59
Peoria	PL	ALL	BLD	29	30.25	1.5	1.5	2	2	8.15	16.19	0	0.8	0
Peoria	PL	ALL	BLD	29.91	31.16	1.5	1.5	2	2	8.65	17.24	0	0.8	12
Pike	PL	ALL	BLD	32	33.75	1.5	1.5	2	2	8.65	13.75	0	0.8	0
Pike	PL	ALL	BLD	32	33.75	1.5	1.5	2	2	8.65	13.75	0	0.8	59
Rock Island	PL	ALL	BLD	31.06	33.06	1.5	1.5	2	2	8.65	8.2	0	0.8	0
Rock Island	PL	ALL	BLD	31.06	33.06	1.5	1.5	2	2	8.65	8.2	0	0.8	26
Sangamon	PL	ALL	BLD	32	33.75	1.5	1.5	2	2	8.65	13.75	0	0.8	0
Sangamon	PL	ALL	BLD	32	33.75	1.5	1.5	2	2	8.65	13.75	0	0.8	59
Schuyler	PL	ALL	BLD	32	33.75	1.5	1.5	2	2	8.65	13.75	0	0.8	0
Schuyler	PL	ALL	BLD	32	33.75	1.5	1.5	2	2	8.65	13.75	0	0.8	59
Scott	PL	ALL	BLD	32	33.75	1.5	1.5	2	2	8.65	13.75	0	0.8	0
Scott	PL	ALL	BLD	32	33.75	1.5	1.5	2	2	8.65	13.75	0	0.8	59
Tazewell	PL	ALL	BLD	29.91	31.16	1.5	1.5	2	2	8.65	17.24	0	0.8	0
Tazewell	PL	ALL	BLD	29.91	31.16	1.5	1.5	2	2	8.65	17.24	0	0.8	12
Warren	PL	ALL	BLD	29.91	31.16	1.5	1.5	2	2	8.65	17.24	0	0.8	0
Warren	PL	ALL	BLD	29.91	31.16	1.5	1.5	2	2	8.65	17.24	0	0.8	12
Woodford	PL	SE	BLD	29.91	31.16	1.5	1.5	2	2	8.65	17.24	0	0.8	0
Woodford	PL	NW	BLD	29.91	31.16	1.5	1.5	2	2	8.65	17.24	0	0.8	12
Woodford	PL	NE	BLD	37.7	39.02	1.5	1.5	2	2	10.35	14.93	0	0.6	158
Woodford	PL	W	BLD	30	32	1.5	1.5	2	2	8.4	17.74	0	0.8	0
Woodford	PL	S	BLD	30	32	1.5	1.5	2	2	8.65	18.79	0	0.8	152
Brown	PL	ALL	BLD	32	33.75	1.5	1.5	2	2	8.65	13.75	0	0.8	0
Brown	PL	ALL	BLD	32	33.75	1.5	1.5	2	2	8.65	13.75	0	0.8	59

Black Text is DOL's Posted Rate
 Red Text signifies Correct Rates
 Yellow Box signifies errors
 Green Box Signifies Correct Rates



Cavanagh | O'Hara LLP
ATTORNEYS AT LAW

September 7, 2018

Sent Via UPS Next Day

Joe Beyer
Director of the Illinois Department of Labor
160 N. LaSalle Street, Suite C-1300
Chicago, IL 60601


Illinois Department of Labor
c/o Joe Beyer, Director
160 N. LaSalle Street, Suite C-1300
Chicago, IL 60601

Re: Objections and Request for Section 9 Hearing

Dear Mr. Beyer,

This office represents Operative Plasterers' and Cement Masons' Local 18 and Mark Winkler. Please find enclosed with this correspondence a Petition of Objections and Request for Section 9 Hearing pursuant to the Illinois Prevailing Wage Act (820 ILCS 130/9). As such, please consider the Petition enclosed hereto a written notice of objection (pursuant 820 ILCS 130/9) concerning the Illinois Department of Labor's determination of the 2018 Prevailing Wage Rates, posted August 15, 2018. Should you have any questions, please do not hesitate to contact the undersigned.

Very truly yours,



John T. Long

cc: Operative Plasterers' and Cement Masons' Local 18

CERTIFICATE OF SERVICE

Under penalties as provided by law, including pursuant to Section 1-109 of the Code of Civil Procedure, I C.Y. Jackson, a non-attorney, affirm, certify or on oath state, that I served notice of the attached Notice of Hearing upon all parties to this case, or their agents appointed to receive service of process, by enclosing a copy of the Notice of Hearing in Case No. 2019-H-PK09-2251 and a copy of the Certificate of Service in an envelope addressed to each party or party's agent at the respective address shown on the Certificate of Service, having caused each envelope to be served by U.S. mail certified mail return receipt requested and at 100 W. Randolph Street, Chicago, Illinois on the 28th day of September, 2018 prior to 4:30 p.m. and placed on the Illinois Department of Labor's official website at and placed on the Illinois Department of Labor's official website at www.state.il.us/agency/idol/

Mark Winkler/Operative Plasterer's and
Cement Masons Local 18
c/o John T. Long, Esq.
Cavanagh & O'Hara
2319 W. Jefferson St.
Springfield, IL 62702
johnlong@cavanagh-ohara.com

Via messenger:

Joseph Beyer
Director of Labor
Illinois Department of Labor
160 N. LaSalle St., Ste. C-1300
Chicago, IL 60601

Illinois Department of Labor
c/o Benno Weisberg
General Counsel
Illinois Department of Labor
160 N. LaSalle St., Ste. C-1300
Chicago, IL 60601

C. Y. Jackson

Subscribed and Sworn to this 26th day of Sept., 2018

Laura Kotelman
Notary Public

