



State of Illinois - Budgeting For Results

Update on Implementation

BFR Commission meeting, 1/25/13

Implementing budgeting for results

- 1. Performance measures and data*
- 2. Budget book*
- 3. Appropriations process*



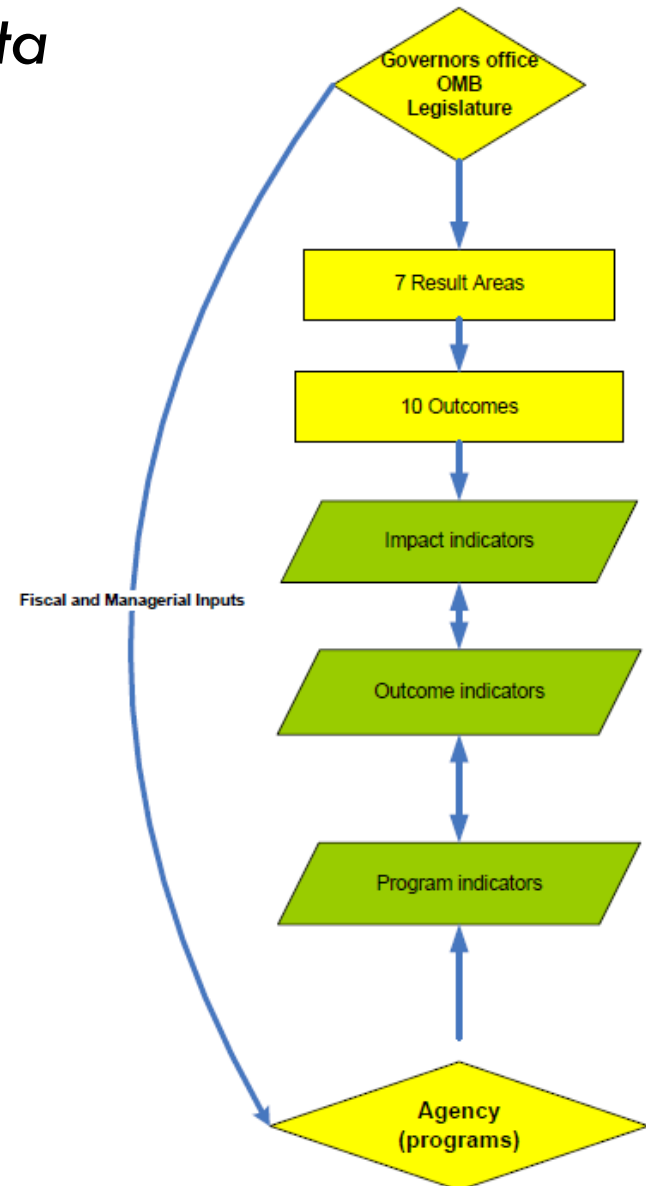
Result Area	Outcome	Definition
1. Education	A. Improve School Readiness and Success	Increase percentage of children successfully completing P-20 education with skills and knowledge needed for postsecondary and workforce success.
2. Economic Development	B. Increase Employment	Close the opportunity gap in Illinois by ensuring the labor force has the skills necessary to meet the needs of employers and maximize earning potential.
	C. Attract, Retain and Grow Businesses	Increase business investment and entrepreneurship in Illinois.
3. Public Safety	D. Create Safer Communities	Reduce incidents of death, violence, injury, exploitation and fraud.
	E. Improve Infrastructure Safety	Improve the condition of infrastructure to protect citizens and support commerce.

Result Area	Outcome	Definition
4. Human Services	F. Meet the Needs of the Most Vulnerable	Improve cost effectiveness and quality of human services provided to people in need.
	G. Increase Family Stability and Self-Sufficiency	Reduce demand on the human service system by providing services to help individuals and families better support themselves.
5. Healthcare	H. Improve Overall Health of Illinoisans	Lower health care costs by improving the health of Illinoisans.
6. Quality of Natural, Cultural, and Environmental Resources	I. Strengthen Cultural & Environmental Vitality	Strengthen and preserve our natural, historic, and cultural resources to make Illinois a more attractive place for people to visit, live and work.
7. Government Services	J. Support Basic Functions of Government	Improve the basic infrastructure of state government and provide the tools necessary to operate more efficiently and achieve statewide outcomes.

1. Performance measures and data

Organizing concepts:

- Each agency now has a “Chief Results Officer”
- Recognize difference between “**impacts**” (long-term results) and “**outcomes**” (things state government directly affects in short-term)
- Define **impact-level** and **outcome-level** indicators
- Measure **programs** based on their contribution to statewide outcomes
- Measure **outcomes** (not outputs)



1. Performance measures and data (cont'd)

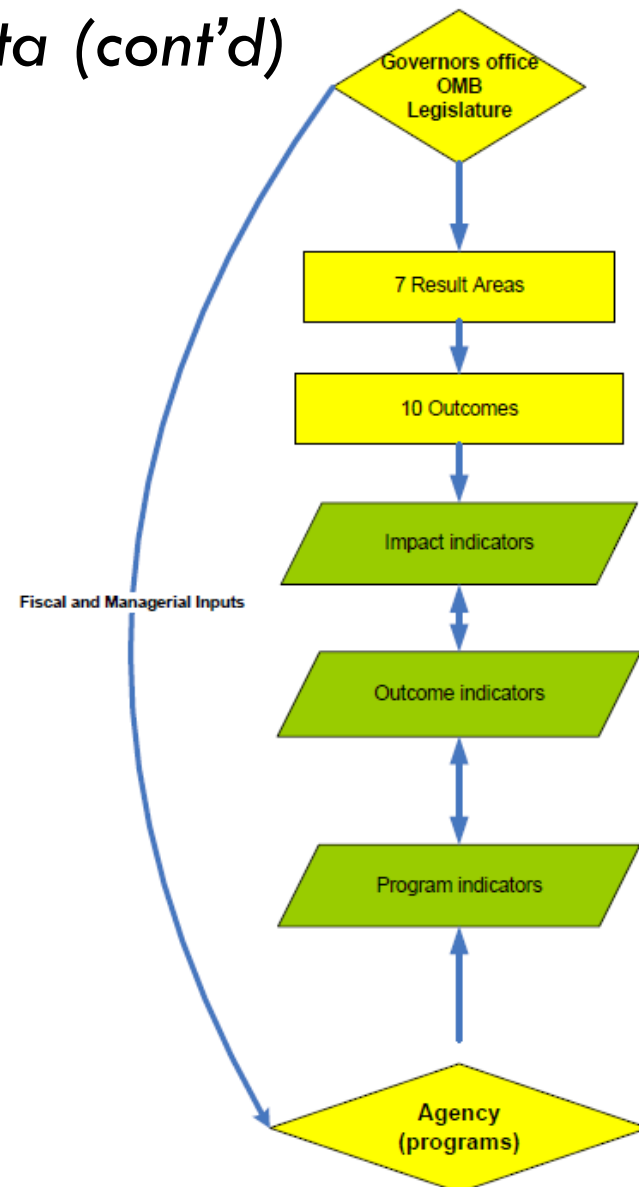
Chief Results Officer:

- Responsible for **agency involvement** in Budgeting for Results
- Part of the statewide Budgeting for Results **team** and statewide outcome **groups**
- **Change agent** and leader within Agency to drive performance measurement and management improvement
- **Align existing** agency performance reporting with Budgeting for Results

1. Performance measures and data (cont'd)

Implementation plan:

Action	Date
Confirm impact-level indicators with agencies	2/1/13
Validate output-level indicators with agencies	3/1/13
Agencies identify program-level indicators	5/1/13
Load program-level indicators into PRS	6/1/13
Begin data collection	7/1/13
First quarterly BFR report	10/1/13



1. *Performance measures and data (cont'd)*

Issues:

- Aligning agency programs with outcome groups
- Tweaking name/description of each outcome
- Capturing outcome-level indicators correctly
- Putting performance measures into contracts and grants

2. Budget book

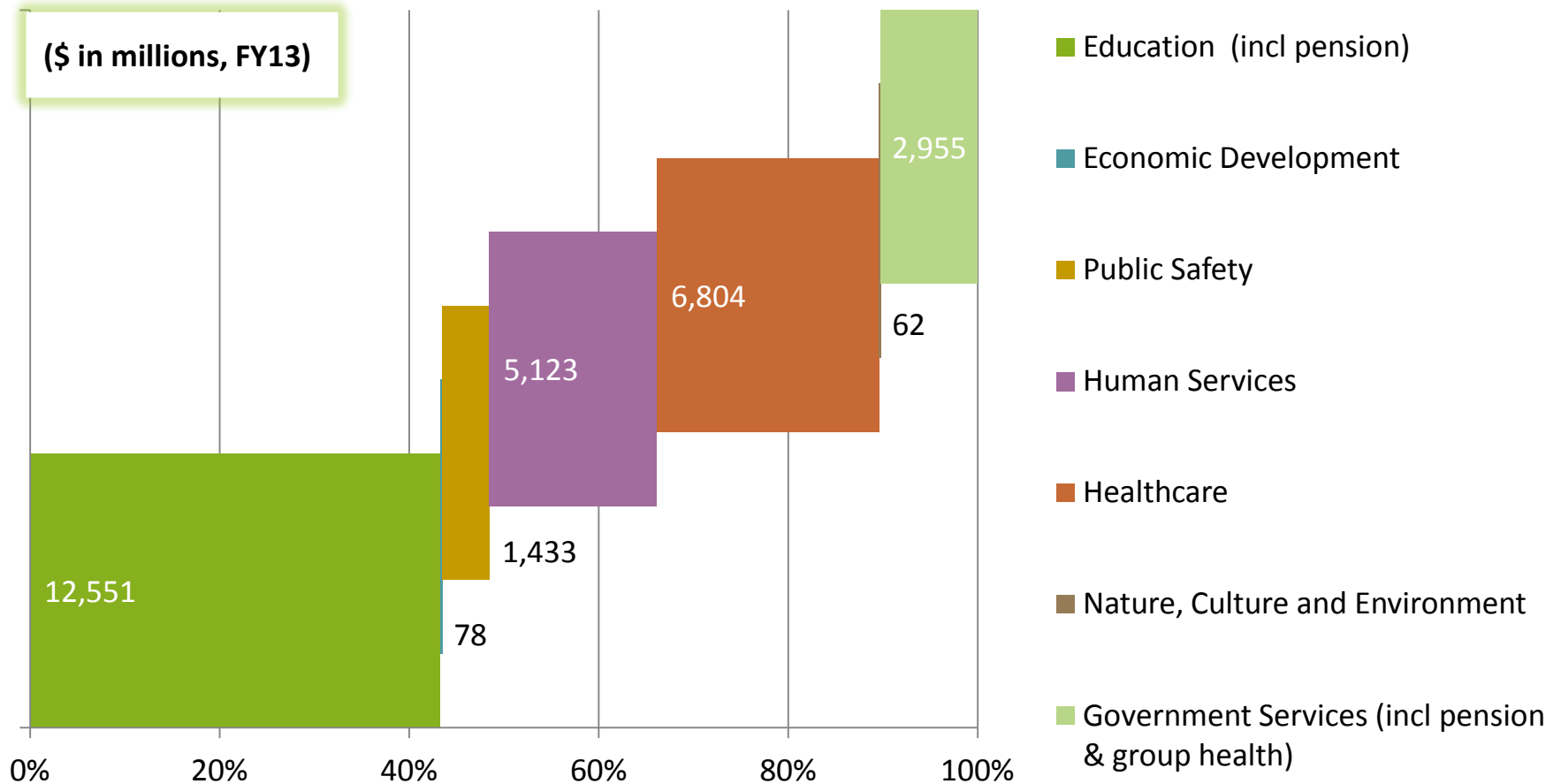
FY14

- Partial implementation
- Agency narratives include performance measures, with available BFR program measures identified and tied to outcomes
- New, separate chapter explaining budgeting for results
- BFR table compares program budget to line-item budget
- “Cost per outcome,” all funds

FY15

- More complete implementation
- All programs reporting BFR measures for minimum two fiscal quarters
- BFR-driven budgeting process

GRF BUDGET BY RESULT AREA



3. *Appropriations process*

FY14

- Meeting with groups of legislators to discuss BFR/approps
- Budget hearings – highlight available performance measures
- Approps committees organized by result areas?

FY15

- Budget hearings – report on performance of all programs
- Attention to how programs support statewide outcomes
- \$ bills should include BFR impact (i.e., est. change in outcome)