

Omar Dalloul, M.D.
1880 Winchester Road, Suite 106
Libertyville, Illinois 60048

17-066

Kathryn J. Olson
Chair
Illinois Health Facilities and Services Review Board
525 West Jefferson Street, 2nd Floor
Springfield, Illinois 62761

RECEIVED

JAN 31 2018

**HEALTH FACILITIES &
SERVICES REVIEW BOARD**

Dear Chair Olson:

I am a nephrologist in private practice in Libertyville, Illinois. I am writing in support of DaVita's establishment of North Dunes Dialysis, for which I will be the medical director. The proposed 12-station chronic renal dialysis facility, to be located in Waukegan, Illinois 60087 will directly benefit my patients.

DaVita's proposed facility will improve access to necessary dialysis services in a Medically Underserved Area, as designated by the Health Resources & Services Administration (HRSA), of the 60087 ZIP code within Waukegan. DaVita is well-positioned to provide these services, as it delivers life sustaining dialysis for residents of similar communities throughout the country and abroad. It has also invested in many quality initiatives to improve its patients' health and outcomes.

The site of the proposed facility is close to Interstate 94 and Route 41 (I-94 and Rte-41) and will provide better access to patients residing in the upper northeast area of Lake County. Utilization of facilities in operation for more than two years within the 30 minute Geographic Service Area of the proposed facility was 93.94%, according to September 30, 2017 reported census data.


I have identified 116 patients from my practice who are suffering from CKD, who all reside within either the ZIP code of the proposed facility (60087) or 6 other nearby ZIP codes. Conservatively, I predict at least 60 of the 116 CKD patients will progress to dialysis within 12 to 24 months of completion of North Dunes Dialysis. My large patient base and the significant utilization at nearby facilities demonstrate considerable demand for this facility.

A list of patients who have received care at existing facilities in the area over the past 3 years and most recent quarter is provided at Attachment - 1. A list of new patients my practice has referred for in-center hemodialysis for the past year and most recent quarter is provided at Attachment - 2. The list of zip codes for the 116 pre-ESRD patients previously referenced is provided at Attachment - 3.

These patient referrals have not been used to support another pending or approved certificate of need application. The information in this letter is true and correct to the best of my knowledge.

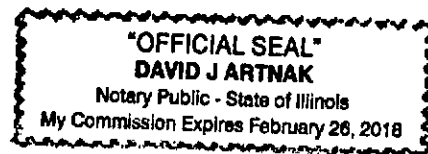
DaVita is a leading provider of dialysis services in the United States and I support the proposed establishment of North Dunes Dialysis.

Sincerely,




Omar Dalloul, M.D.
Nephrologist
1880 Winchester Road, Suite 106
Libertyville, Illinois 60048

Subscribed and sworn to me
This 25th day of Feb., 2018



Notary Public:



Attachment 1
Historical Patient Utilization

Lake Villa Dialysis							
2014		2015		2016		END Q3 2017 (9/30)	
Pt Count	Zip Code	Pt Count	Zip Code	Pt Count	Zip Code	Pt Count	Zip Code
2	60002	3	60002	3	60002	1	60087
1	53105	1	53105	1	60063	10	60073
2	60030	1	60083	5	60030	1	60063
2	60041	12	60073	1	60083	4	60030
1	60099	2	60041	1	60041	2	60002
3	60046	1	60046	2	60046	1	60083
1	60060	2	60031	9	60073	2	60081
5	60073	1	60030	3	60031	2	60041
1	60031			1	60041	2	60046
				1	60804	1	53181
						1	60020
						1	53571
						3	60031

Attachment 1
Historical Patient Utilization

Waukegan Renal Center							
2014		2015		2016		END Q3 2017 (9/30)	
Pt Count	Zip Code	Pt Count	Zip Code	Pt Count	Zip Code	Pt Count	Zip Code
6	60099	4	60099	2	60031	4	60099
2	60085	3	60085	5	60099	6	60085
1	60031	1	60187	4	60085	5	60064
1	60096	1	60060	3	60064	1	60087
2	60064	1	60031	1	60087	2	60031
		1	60087				
		2	60064				

Historical Patient Utilization

Lake County Dialysis							
2014		2015		2016		END Q3 2017 (9/30)	
Pt Count	Zip Code	Pt Count	Zip Code	Pt Count	Zip Code	Pt Count	Zip Code
2	60060	1	60046	1	30043	3	60061
2	60061	2	60061	2	60060	1	60060
1	60031	1	60060	2	60061	1	60031
1	60073	1	60031	1	60048	1	60048
1	60069	2	60069	1	60031	1	60064
				1	60064	1	60030
				1	60030		

Historical Patient Utilization

FMC Round Lake							
2014		2015		2016		END Q3 2017 (9/30)	
Pt Count	Zip Code	Pt Count	Zip Code	Pt Count	Zip Code	Pt Count	Zip Code
2	60031	2	60030	1	60073	3	60073

Historical Patient Utilization

FMC Kenosha							
2014		2015		2016		END Q3 2017 (9/30)	
Pt Count	Zip Code	Pt Count	Zip Code	Pt Count	Zip Code	Pt Count	Zip Code
NA	NA	NA	NA	1	53140	1	53140
				1	53143	1	53143

Historical Patient Utilization

FMC Lake Bluff							
2014		2015		2016		END Q3 2017 (9/30)	
Pt Count	Zip Code	Pt Count	Zip Code	Pt Count	Zip Code	Pt Count	Zip Code
2	60048	2	60088	1	60085	1	60085
1	60064	2	60085	1	60064	1	60064

Historical Patient Utilization

FMC Antioch							
2014		2015		2016		END Q3 2017 (9/30)	
Pt Count	Zip Code	Pt Count	Zip Code	Pt Count	Zip Code	Pt Count	Zip Code
1	60099	1	60099	1	60099	1	60099
				1	53104	1	53104

Historical Patient Utilization

FMC McHenry							
2014		2015		2016		END Q3 2017 (9/30)	
Pt Count	Zip Code	Pt Count	Zip Code	Pt Count	Zip Code	Pt Count	Zip Code
NA	NA	NA	NA	1	60042	1	60042

Historical Patient Utilization

FMC Gurnee							
2014		2015		2016		END Q3 2017 (9/30)	
Pt Count	Zip Code	Pt Count	Zip Code	Pt Count	Zip Code	Pt Count	Zip Code
1	60085	1	60087	1	60031	1	60031

Historical Patient Utilization

FMC Waukegan							
2014		2015		2016		END Q3 2017 (9/30)	
Pt Count	Zip Code	Pt Count	Zip Code	Pt Count	Zip Code	Pt Count	Zip Code
2	60085	1	60085	1	60099	1	60099
1	60064	2	60064	2	60064	2	60064
1	60099						

Attachment 2
New Patients

Lake Villa Dialysis			
2016		2017 YTD 9/30	
Pt Count	Zip Code	Pt Count	Zip Code
4	60030	1	60087
3	60073	2	60081
1	60045	3	60073
2	60046	2	60031
1	60020	1	60046
1	54162	1	53181
1	60099		
1	60804		
1	60063		
1	60041		

New Patients

Waukegan Renal Center			
2016		2017 YTD 9/30	
Pt Count	Zip Code	Pt Count	Zip Code
3	60085	1	60085
1	60064	2	60064
1	60031	1	60031
1	60099		

New Patients

Lake County Dialysis			
2016		2017 YTD 9/30	
Pt Count	Zip Code	Pt Count	Zip Code
1	60099	2	60061
1	60187		
1	60048		
1	60089		
1	60060		

New Patients

FMC Round Lake			
2016		2017 YTD 9/30	
Pt Count	Zip Code	Pt Count	Zip Code
1	60031	2	60073

New Patients

FMC Lake Bluff			
2016		2017 YTD 9/30	
Pt Count	Zip Code	Pt Count	Zip Code
2	60044	1	60087

New Patients

FMC McHenry			
2016		2017 YTD 9/30	
Pt Count	Zip Code	Pt Count	Zip Code
1	60042	NA	NA

New Patients

FMC Gurnee			
2016		2017 YTD 9/30	
Pt Count	Zip Code	Pt Count	Zip Code
2	60031	NA	NA

New Patients

FMC Waukegan			
2016		2017 YTD 9/30	
Pt Count	Zip Code	Pt Count	Zip Code
1	60087	1	60087
1	60085	1	60088
2	60099		

Attachment 3
Pre-ESRD Patients

Zip Code	Total
60087	14
60099	14
60085	33
60083	15
60031	14
60048	15
60046	11
Total	116